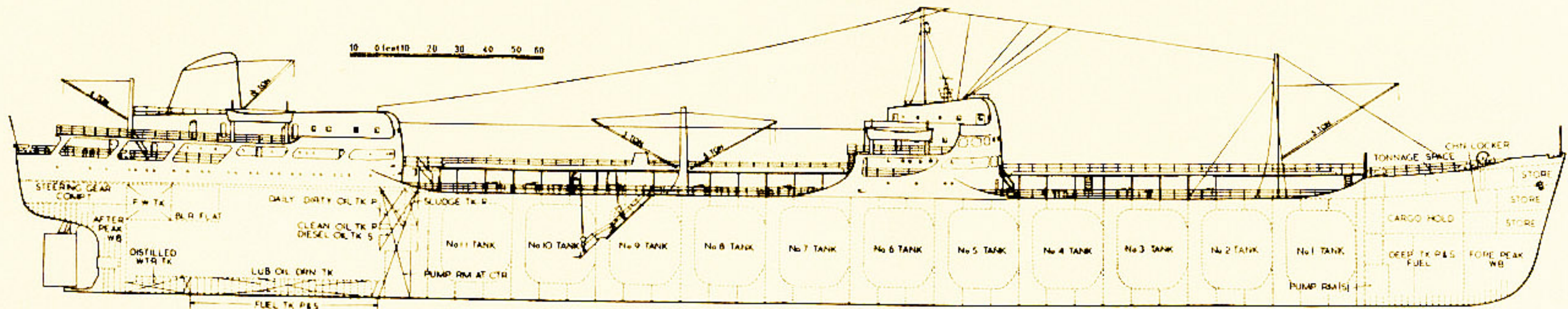
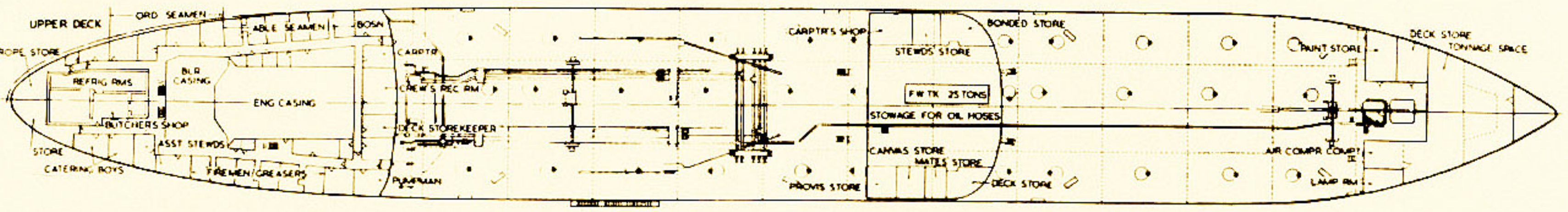
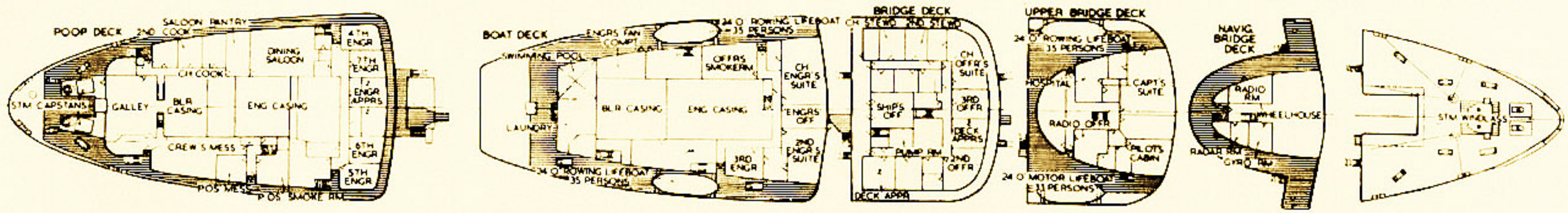



Indeling van een tanker voor algemene doeleinden (een zogenaamde "General Purpose" tanker.)



LONGITUDINAL ELEVATION



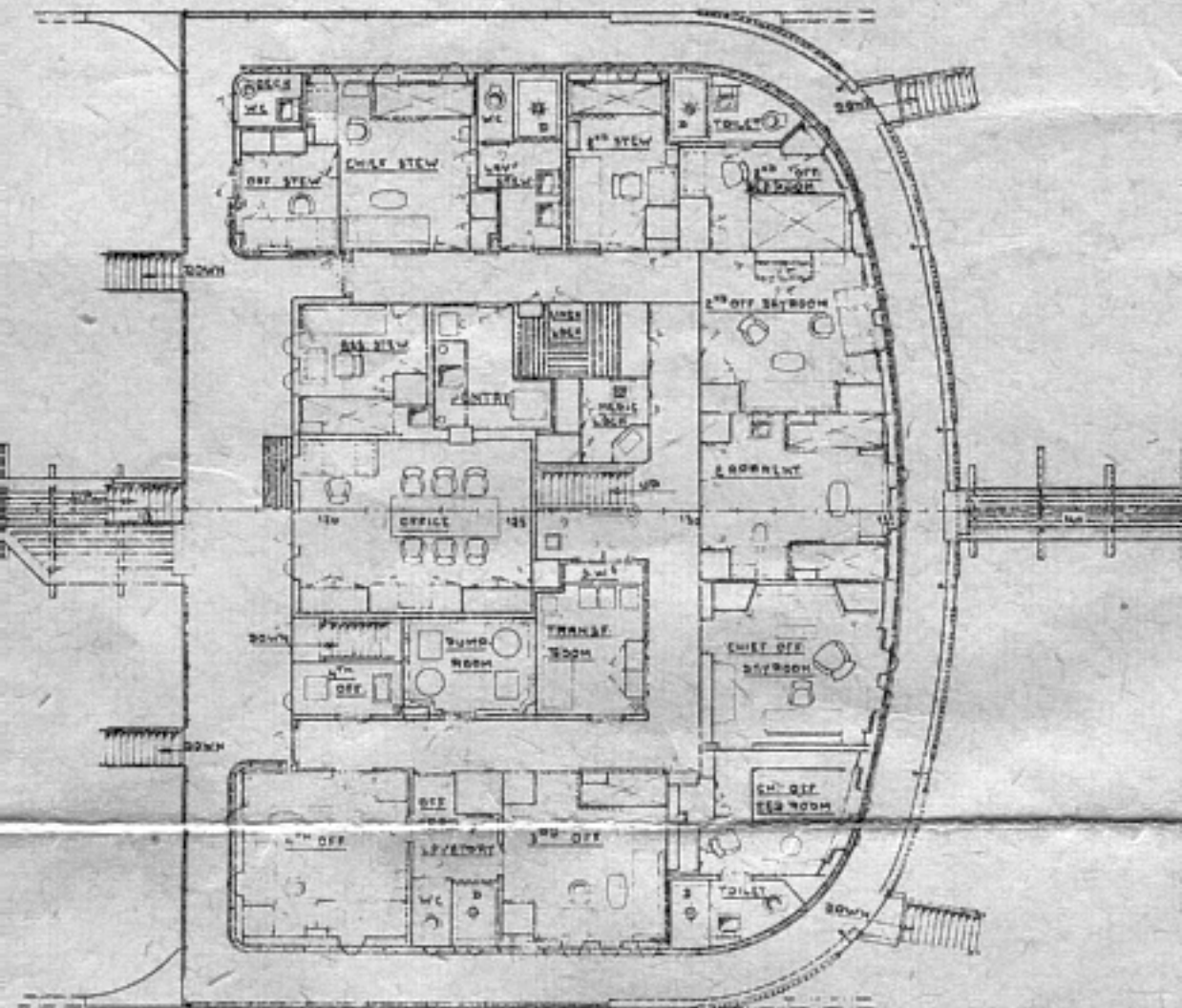


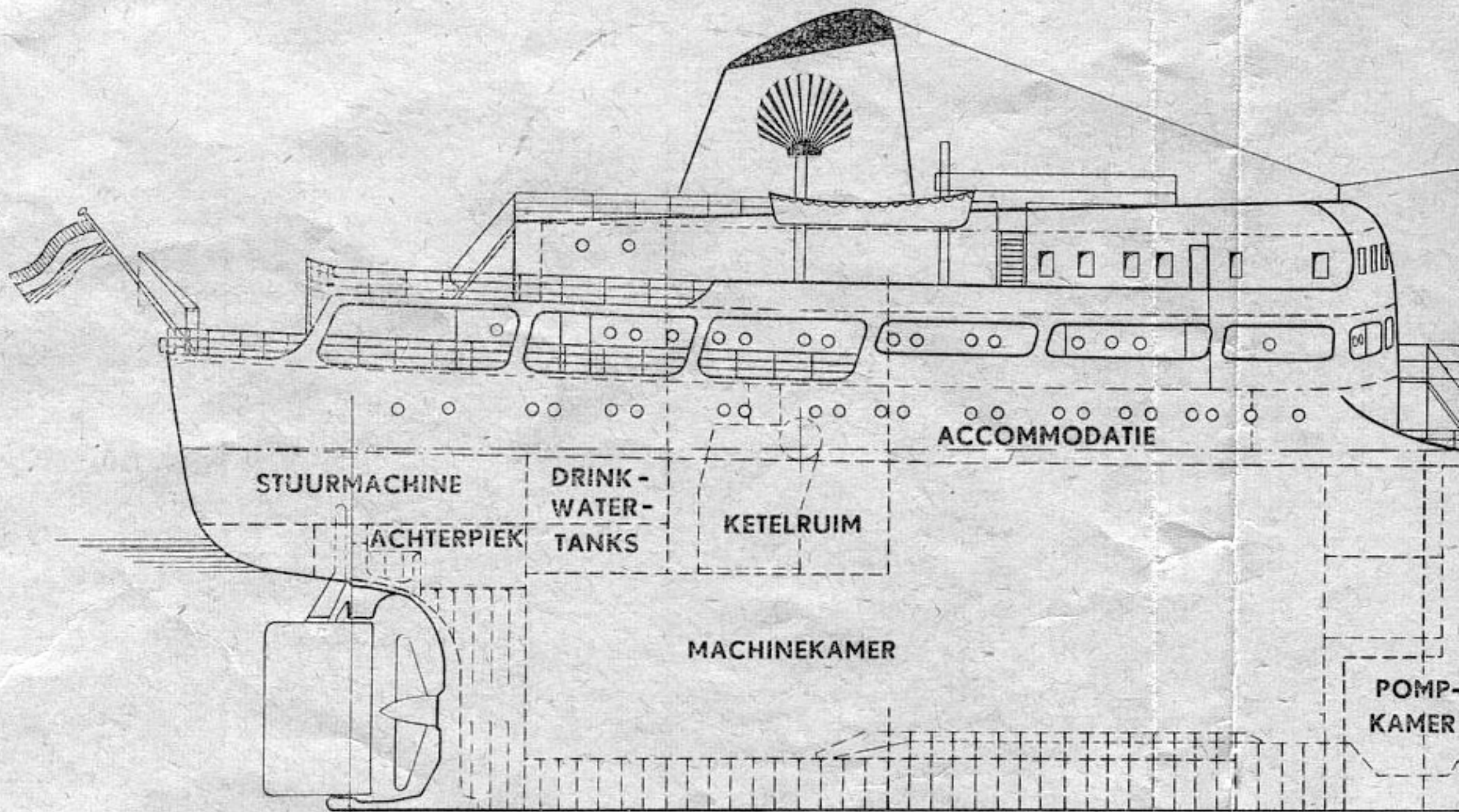
TANK 6

TANK 5

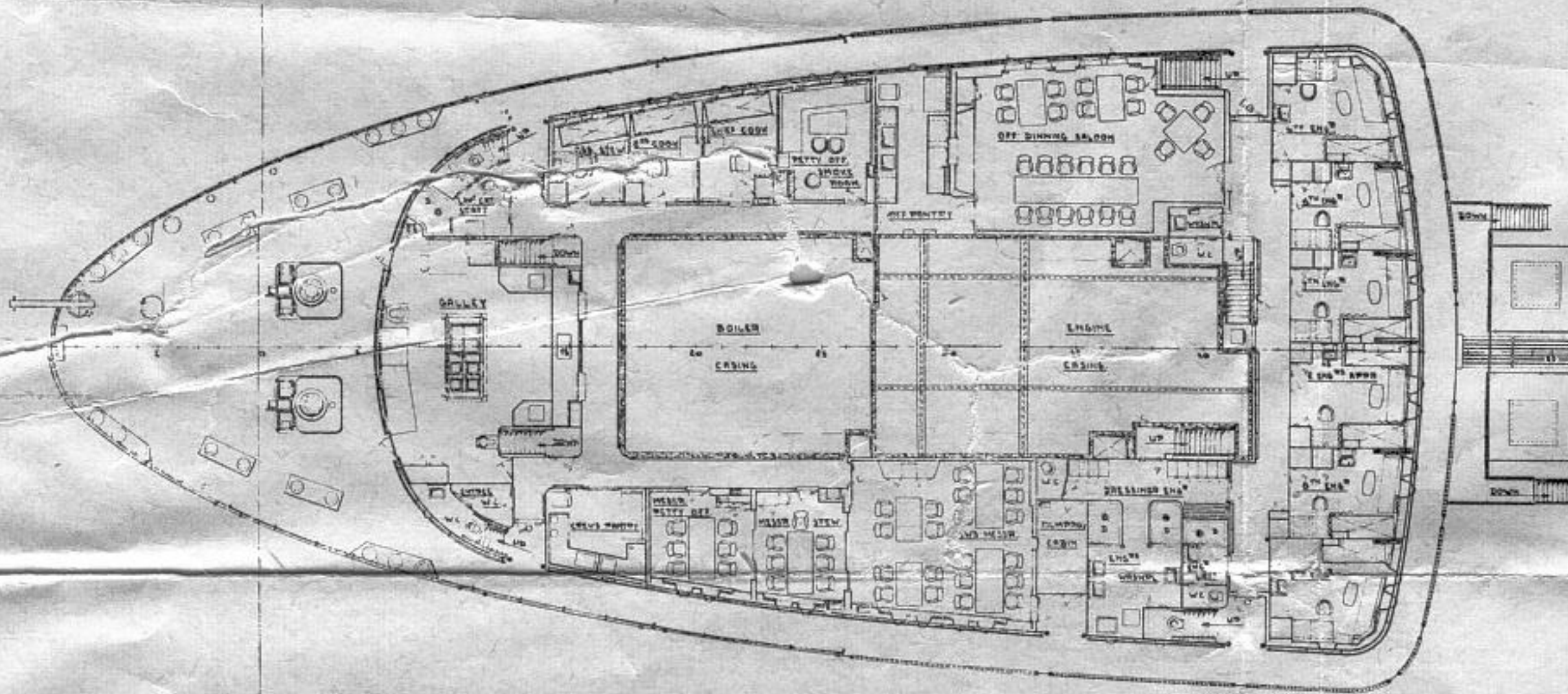
TANK

BRIDGEDECK

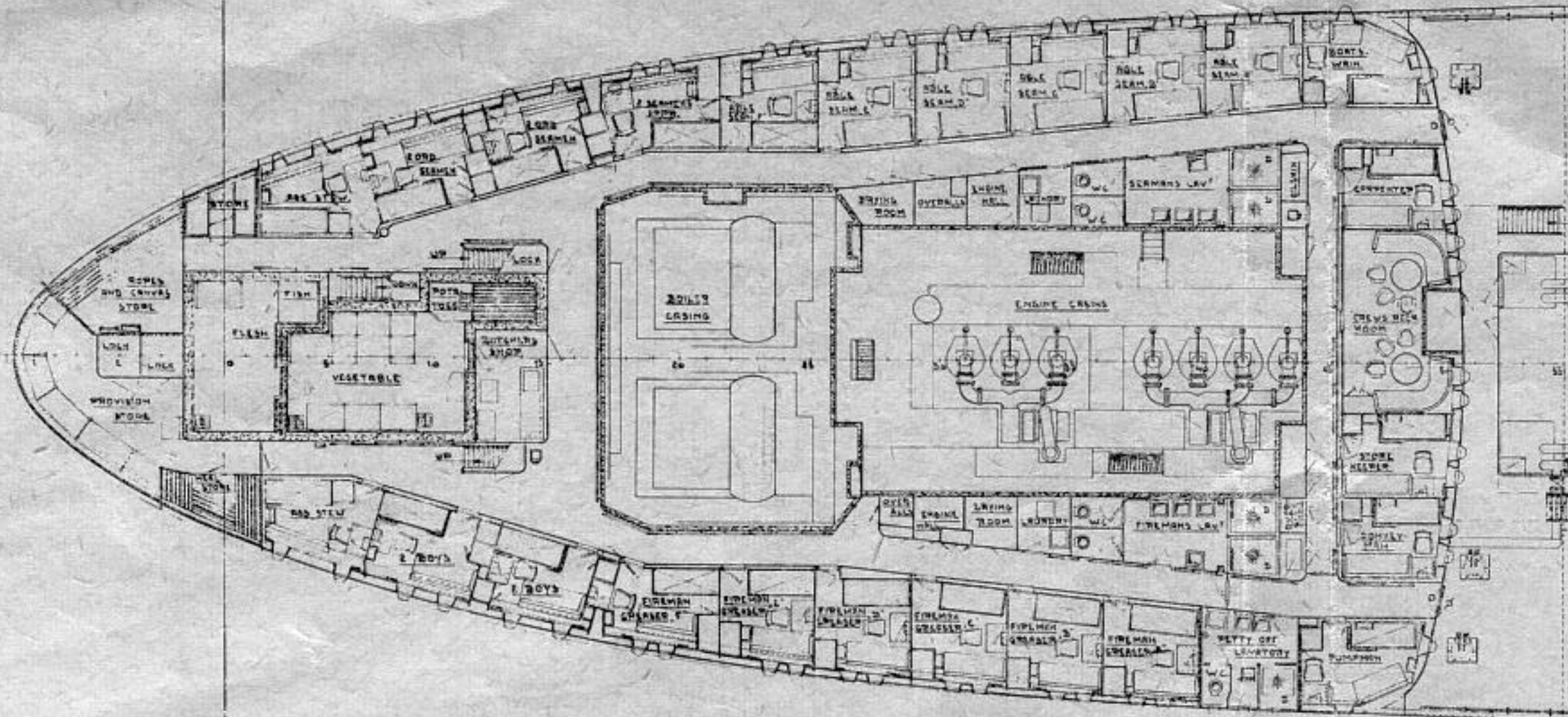




POOPDECK



UPPERDECK



A modern oil tanker

Length Overall 600 ft
Beam at Waterline 90 ft 2 in
Height at Waterline 60 ft 2 in
Displacement 32,000 tons (approximately)
Draft 40 ft
Engines Single screw, diesel turbine designed for 22,000 h.p. and developing 22,000 h.p. in service.
Speed 20 knots service speed

1 Superstructure
2 Mast
3 Mast
4 Mast
5 Mast
6 Mast
7 Mast
8 Mast
9 Mast
10 Mast
11 Mast
12 Mast
13 Mast
14 Mast
15 Mast
16 Mast
17 Mast
18 Mast
19 Mast
20 Mast
21 Mast
22 Mast
23 Mast
24 Mast
25 Mast
26 Mast
27 Mast
28 Mast
29 Mast
30 Mast
31 Mast
32 Mast
33 Mast
34 Mast
35 Mast
36 Mast
37 Mast
38 Mast
39 Mast
40 Mast
41 Mast
42 Mast
43 Mast
44 Mast
45 Mast
46 Mast
47 Mast
48 Mast
49 Mast
50 Mast
51 Mast
52 Mast
53 Mast
54 Mast
55 Mast
56 Mast
57 Mast
58 Mast
59 Mast
60 Mast
61 Mast
62 Mast
63 Mast
64 Mast
65 Mast
66 Mast
67 Mast
68 Mast
69 Mast
70 Mast
71 Mast
72 Mast
73 Mast
74 Mast
75 Mast
76 Mast
77 Mast
78 Mast
79 Mast
80 Mast
81 Mast
82 Mast
83 Mast
84 Mast
85 Mast
86 Mast
87 Mast
88 Mast
89 Mast
90 Mast
91 Mast
92 Mast
93 Mast
94 Mast
95 Mast
96 Mast
97 Mast
98 Mast
99 Mast
100 Mast

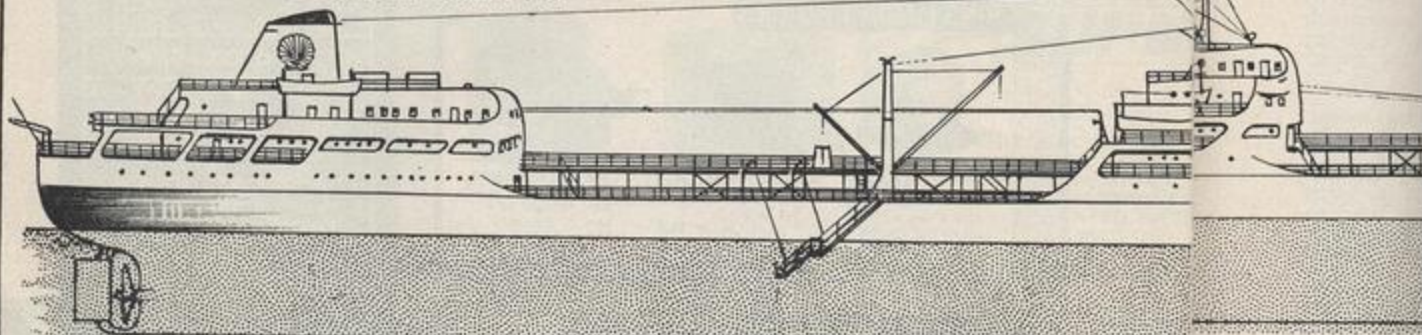
1 Mast
2 Mast
3 Mast
4 Mast
5 Mast
6 Mast
7 Mast
8 Mast
9 Mast
10 Mast
11 Mast
12 Mast
13 Mast
14 Mast
15 Mast
16 Mast
17 Mast
18 Mast
19 Mast
20 Mast
21 Mast
22 Mast
23 Mast
24 Mast
25 Mast
26 Mast
27 Mast
28 Mast
29 Mast
30 Mast
31 Mast
32 Mast
33 Mast
34 Mast
35 Mast
36 Mast
37 Mast
38 Mast
39 Mast
40 Mast
41 Mast
42 Mast
43 Mast
44 Mast
45 Mast
46 Mast
47 Mast
48 Mast
49 Mast
50 Mast
51 Mast
52 Mast
53 Mast
54 Mast
55 Mast
56 Mast
57 Mast
58 Mast
59 Mast
60 Mast
61 Mast
62 Mast
63 Mast
64 Mast
65 Mast
66 Mast
67 Mast
68 Mast
69 Mast
70 Mast
71 Mast
72 Mast
73 Mast
74 Mast
75 Mast
76 Mast
77 Mast
78 Mast
79 Mast
80 Mast
81 Mast
82 Mast
83 Mast
84 Mast
85 Mast
86 Mast
87 Mast
88 Mast
89 Mast
90 Mast
91 Mast
92 Mast
93 Mast
94 Mast
95 Mast
96 Mast
97 Mast
98 Mast
99 Mast
100 Mast

1 Mast
2 Mast
3 Mast
4 Mast
5 Mast
6 Mast
7 Mast
8 Mast
9 Mast
10 Mast
11 Mast
12 Mast
13 Mast
14 Mast
15 Mast
16 Mast
17 Mast
18 Mast
19 Mast
20 Mast
21 Mast
22 Mast
23 Mast
24 Mast
25 Mast
26 Mast
27 Mast
28 Mast
29 Mast
30 Mast
31 Mast
32 Mast
33 Mast
34 Mast
35 Mast
36 Mast
37 Mast
38 Mast
39 Mast
40 Mast
41 Mast
42 Mast
43 Mast
44 Mast
45 Mast
46 Mast
47 Mast
48 Mast
49 Mast
50 Mast
51 Mast
52 Mast
53 Mast
54 Mast
55 Mast
56 Mast
57 Mast
58 Mast
59 Mast
60 Mast
61 Mast
62 Mast
63 Mast
64 Mast
65 Mast
66 Mast
67 Mast
68 Mast
69 Mast
70 Mast
71 Mast
72 Mast
73 Mast
74 Mast
75 Mast
76 Mast
77 Mast
78 Mast
79 Mast
80 Mast
81 Mast
82 Mast
83 Mast
84 Mast
85 Mast
86 Mast
87 Mast
88 Mast
89 Mast
90 Mast
91 Mast
92 Mast
93 Mast
94 Mast
95 Mast
96 Mast
97 Mast
98 Mast
99 Mast
100 Mast



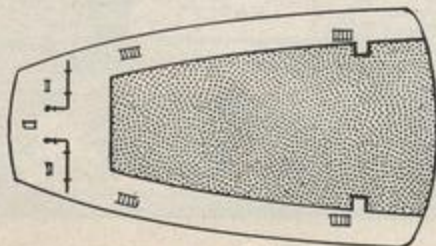
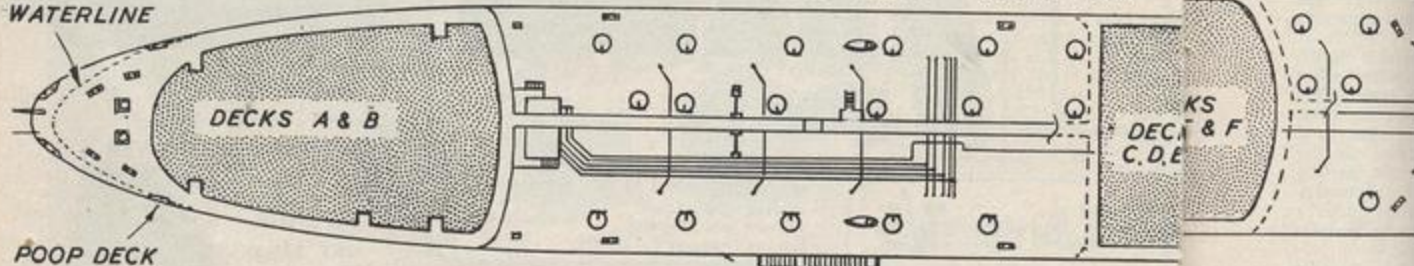
FUNNEL COLOURS - YELLOW WITH RED SEA-SHELL(SCALLOP)
& NARROW BLACK TOP

TANKER



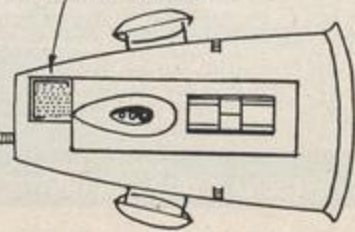
TOPSIDES - BLACK BOOT TOPPING - RED SUPERSTRUCTURE - WHITE MASTS - BUFF

WATERLINE

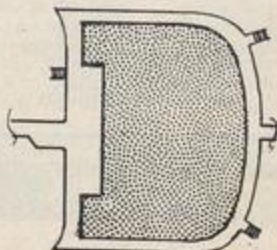


BOAT DECK 'A'

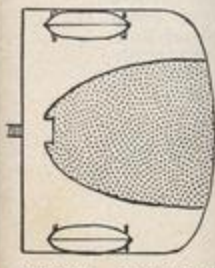
SWIMMING POOL



CASING TOP 'B'



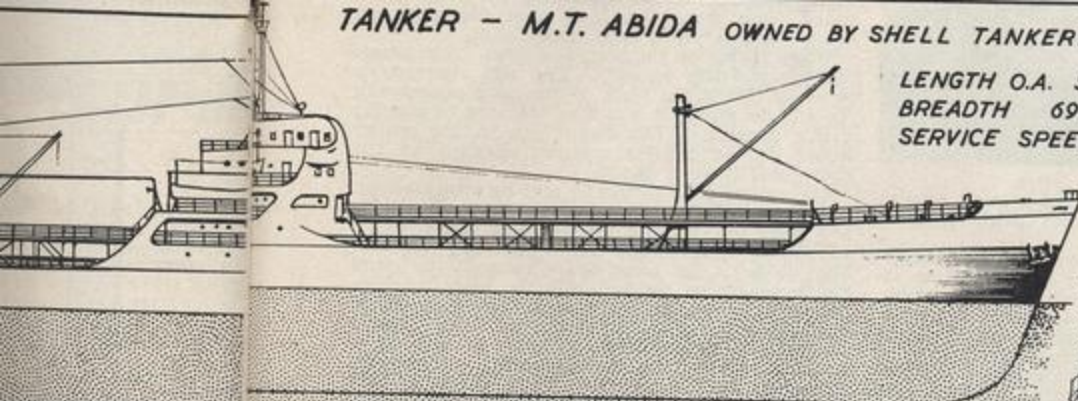
BRIDGE DECK 'C'



UPPER BRIDGE DECK

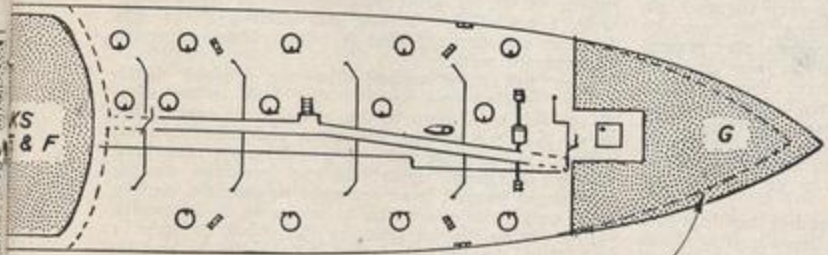
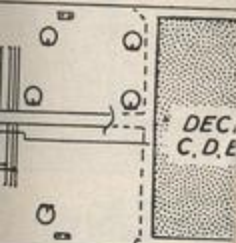
TANKER - M.T. ABIDA OWNED BY SHELL TANKERS LTD

LENGTH O.A. 560'-0"
BREADTH 69'-0"
SERVICE SPEED 14 1/2 KNOTS

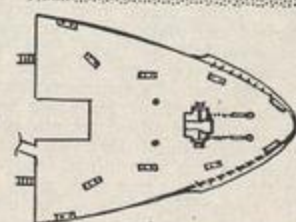


AFT STRUCTURE

MASTS - BUFF



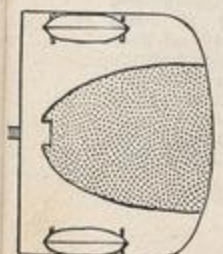
WATERLINE



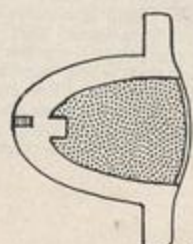
FOCASTLE DECK 'G'



BRIDGE DECK 'C'



UPPER BRIDGE DECK 'D'



NAV. BRIDGE 'E'

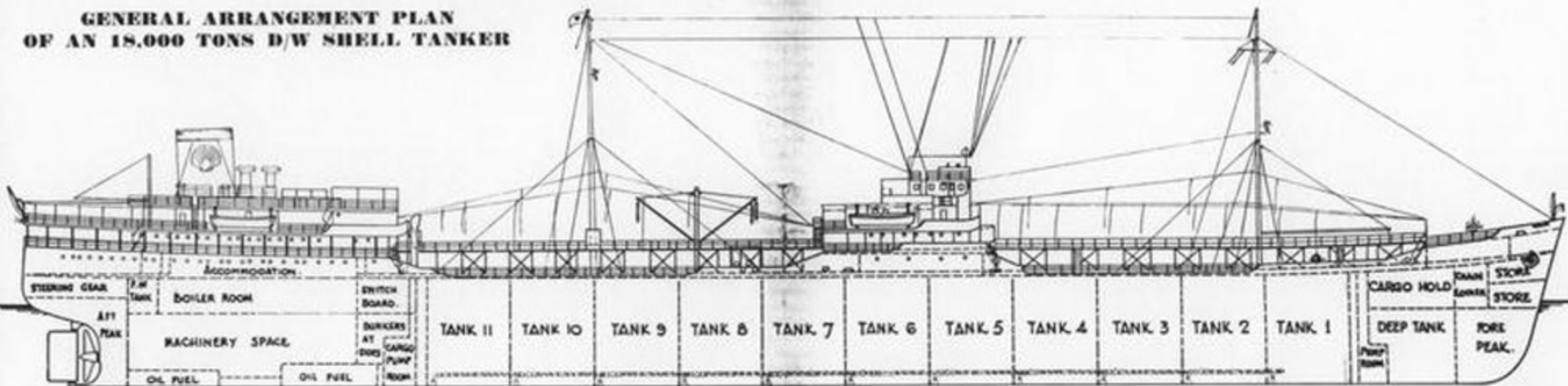


WHEELHOUSE TOP 'F'

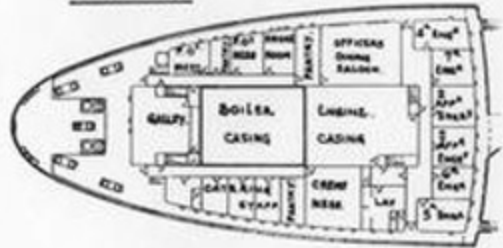


BRIDGE FRONT

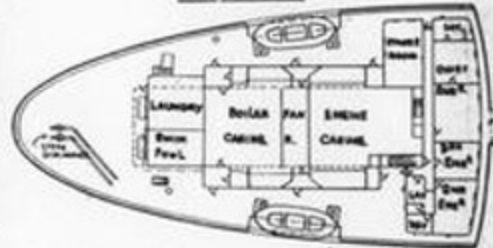
**GENERAL ARRANGEMENT PLAN
OF AN 18,000 TONS D/W SHELL TANKER**



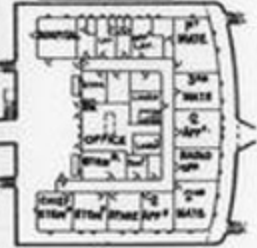
POOP DECK



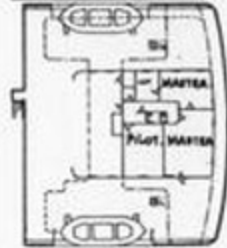
BOAT DECK



BRIDGE DECK



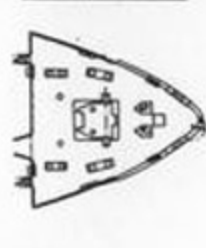
UPPER BRIDGE DECK



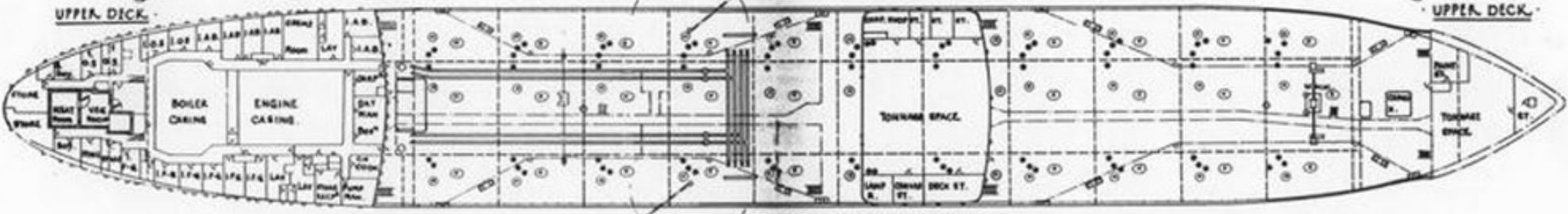
NAVIGATION BRIDGE



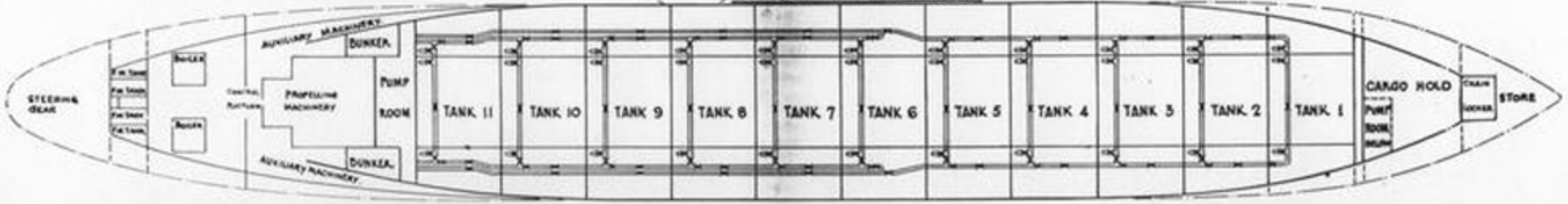
FORECASTLE DECK



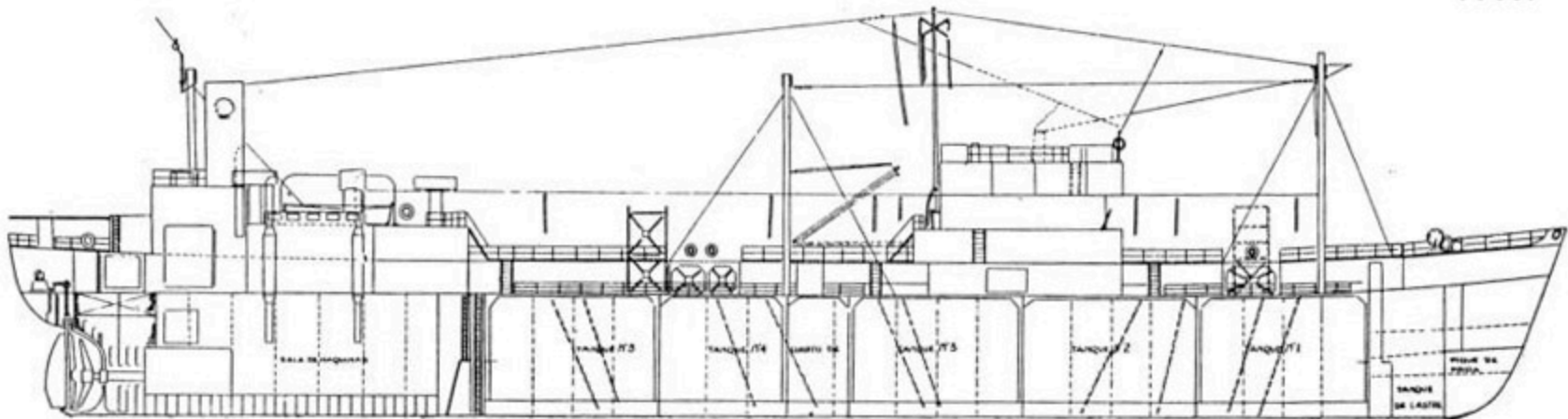
UPPER DECK



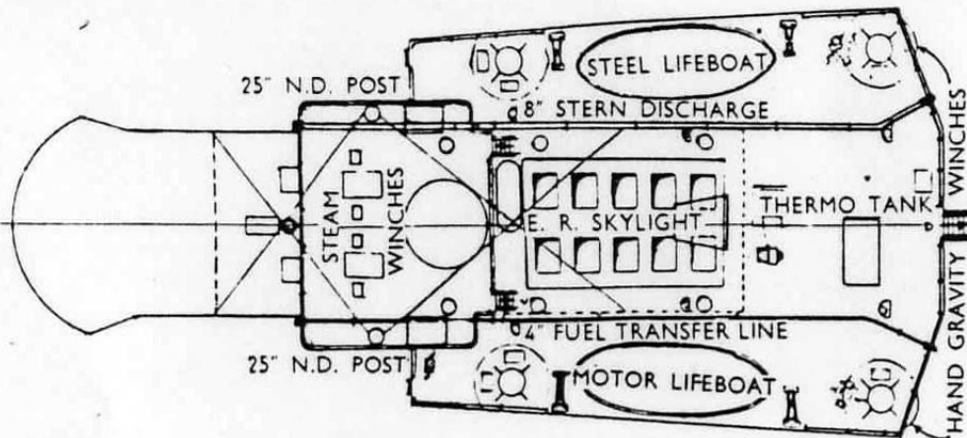
CARGO LINE IN TANKS



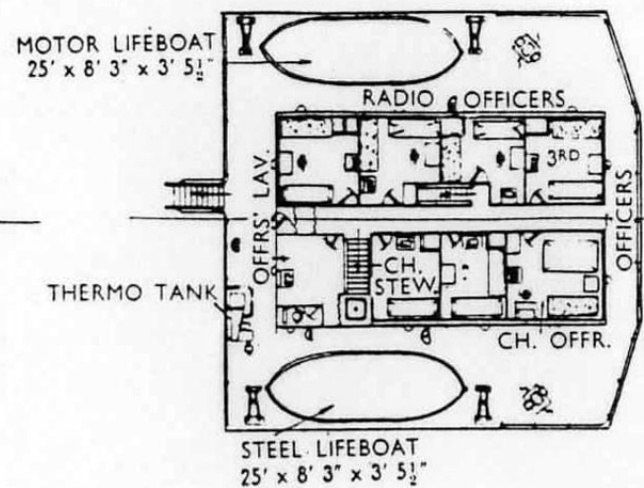
Batissa



BOAT DECK & CASING TOP



UPPER BRIDGE



NAVIGATING BRIDGE

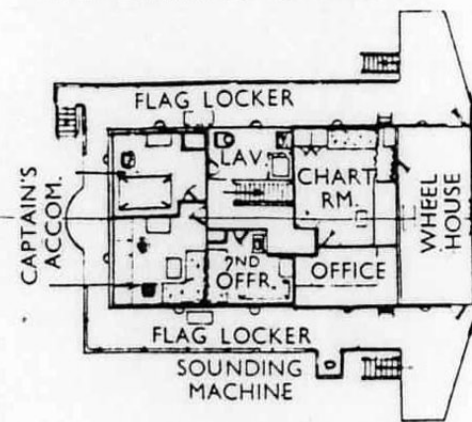
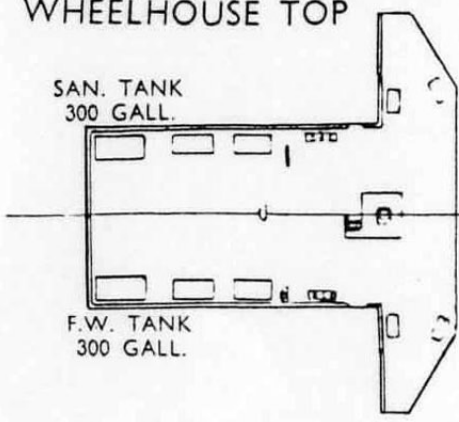
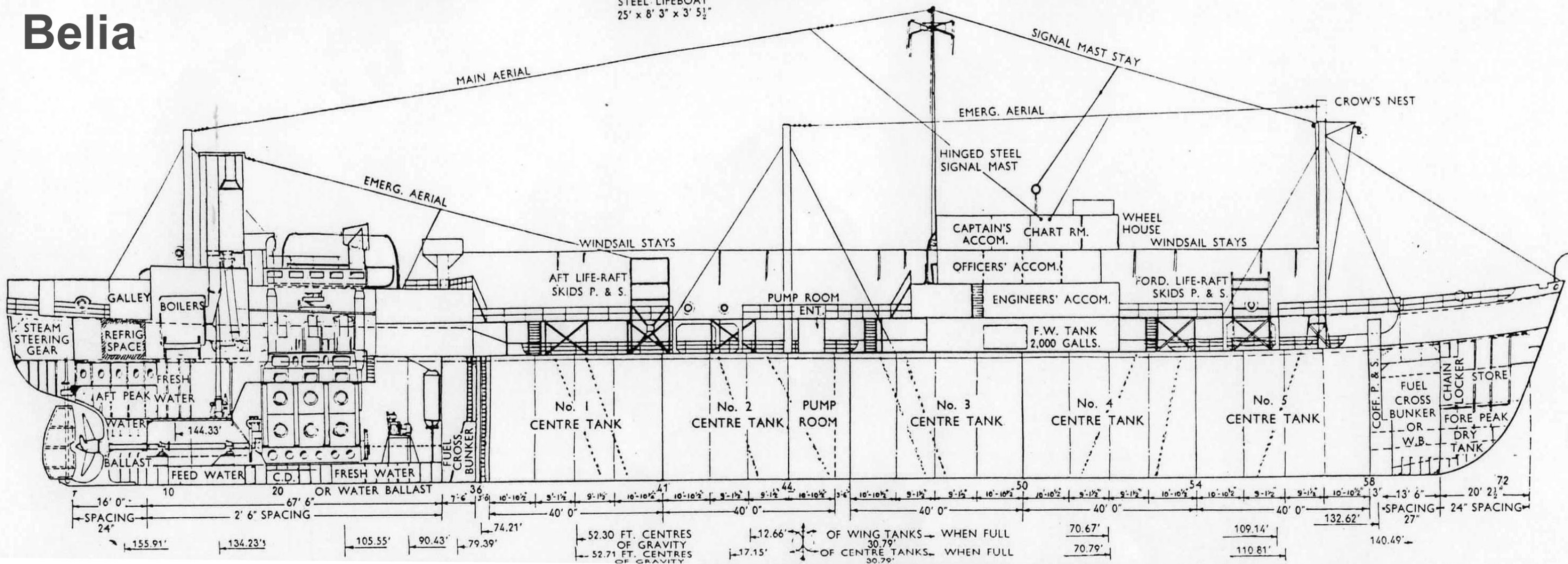


CHART ROOM & WHEELHOUSE TOP



Belia



GENERAL ARRANGEMENT.

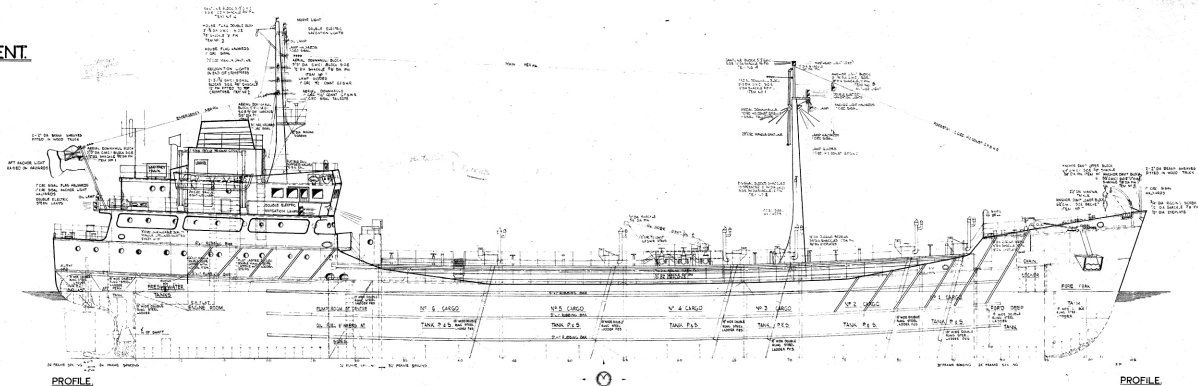
SCALE: 1/8" = 1 FOOT.

DRAWING No. 35/935-6

DIMENSIONS

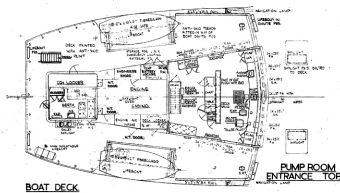
LENGTH OVERALL - 446'-4"
 LENGTH B.P. - 233'-0"
 BREADTH MOULDED - 80'-0"
 DEPTH MOULDED - 18'-0"

HALL, RUSSELL & CO. LTD.
 SHIPBUILDERS & ENGINEERS
 ABERDEEN SCOTLAND.

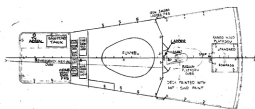


PROFILE

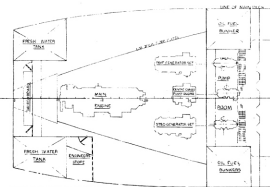
PROFILE



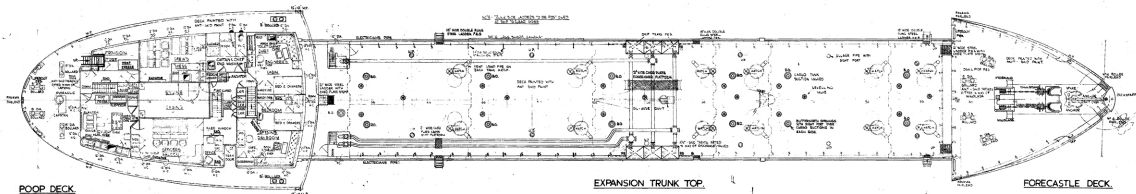
BOAT DECK



WHEELHOUSE TOP



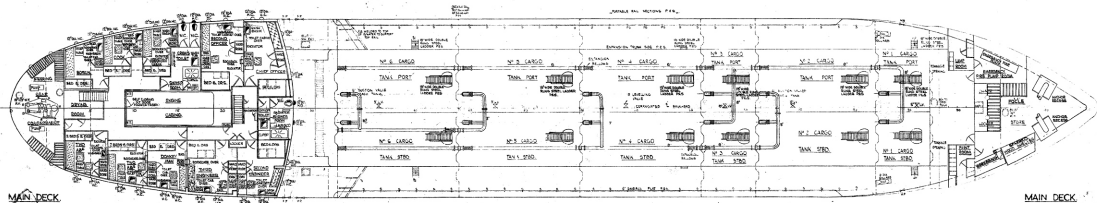
PLAN VIEW OF ENGINE ROOM



POOP DECK

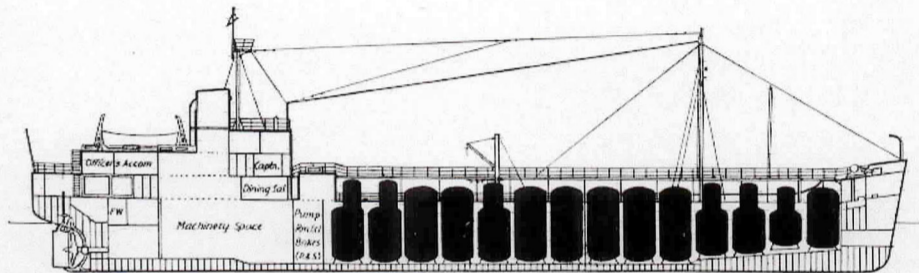
EXPANSION TRUNK TOP

FORECASTLE DECK



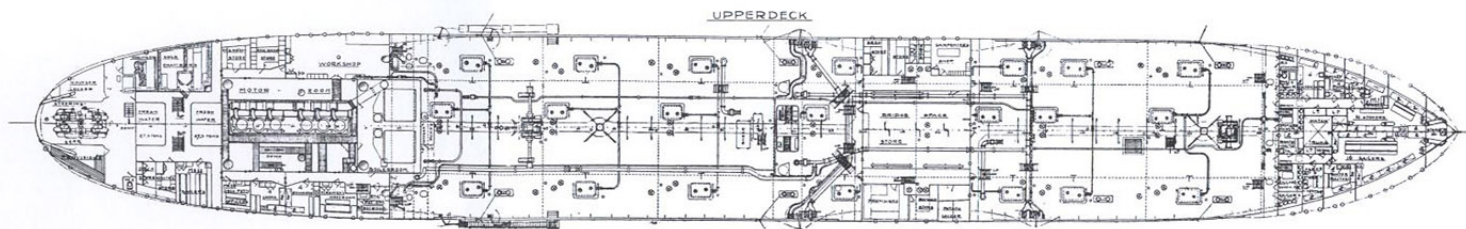
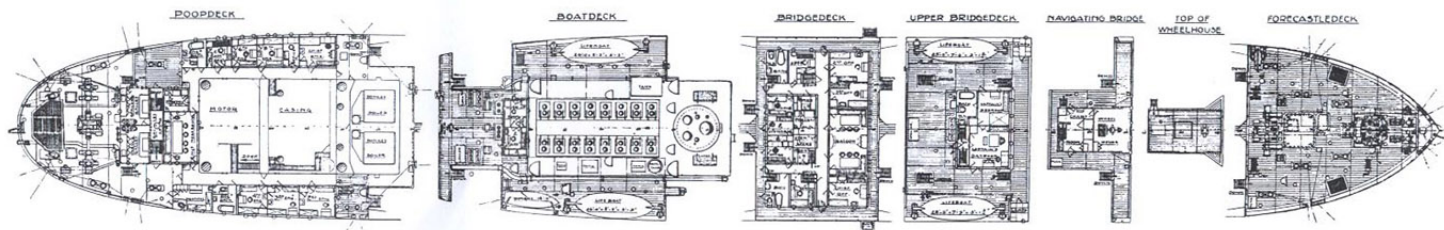
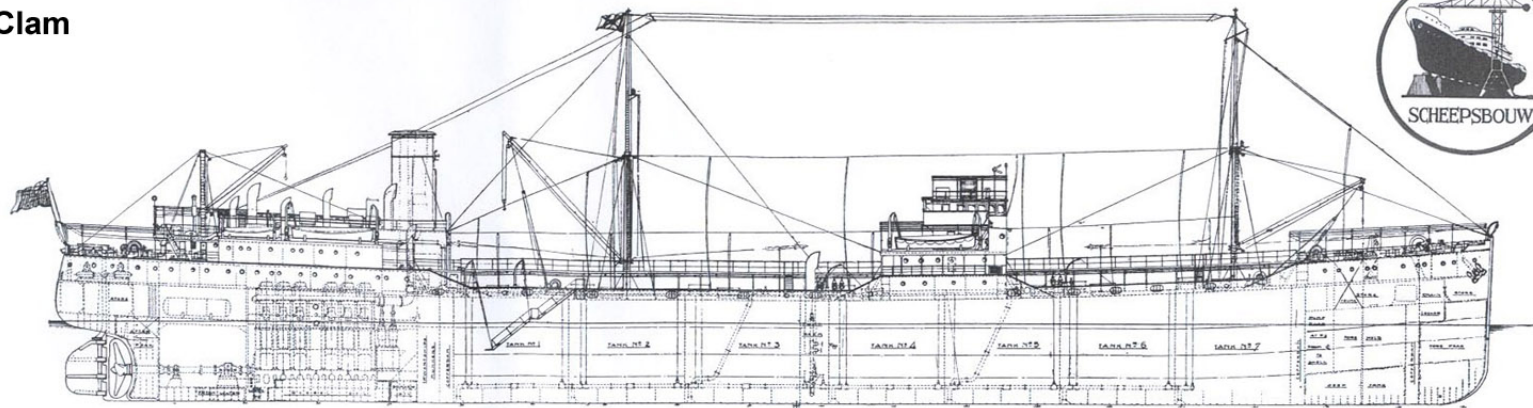
MAIN DECK

MAIN DECK

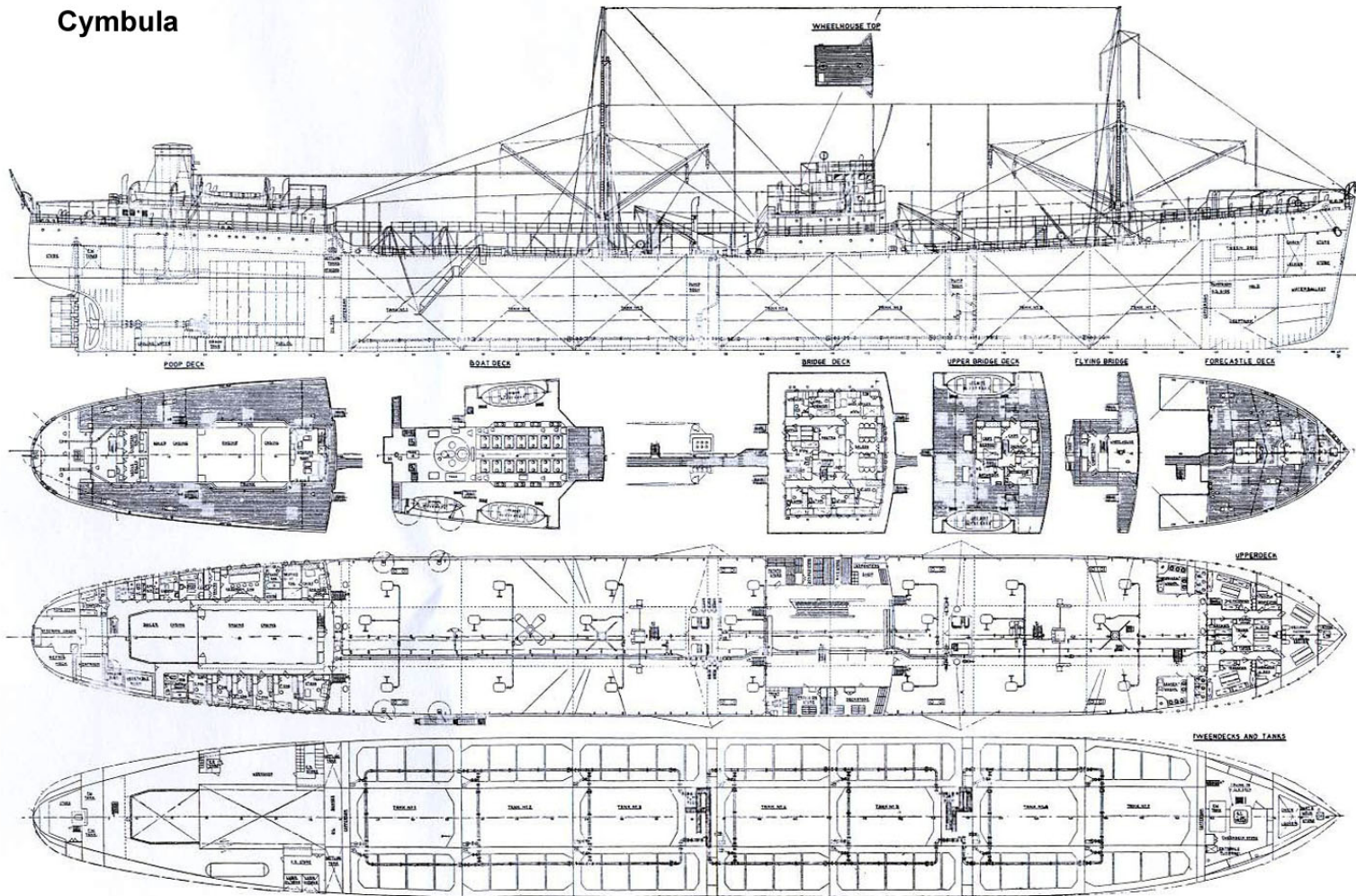


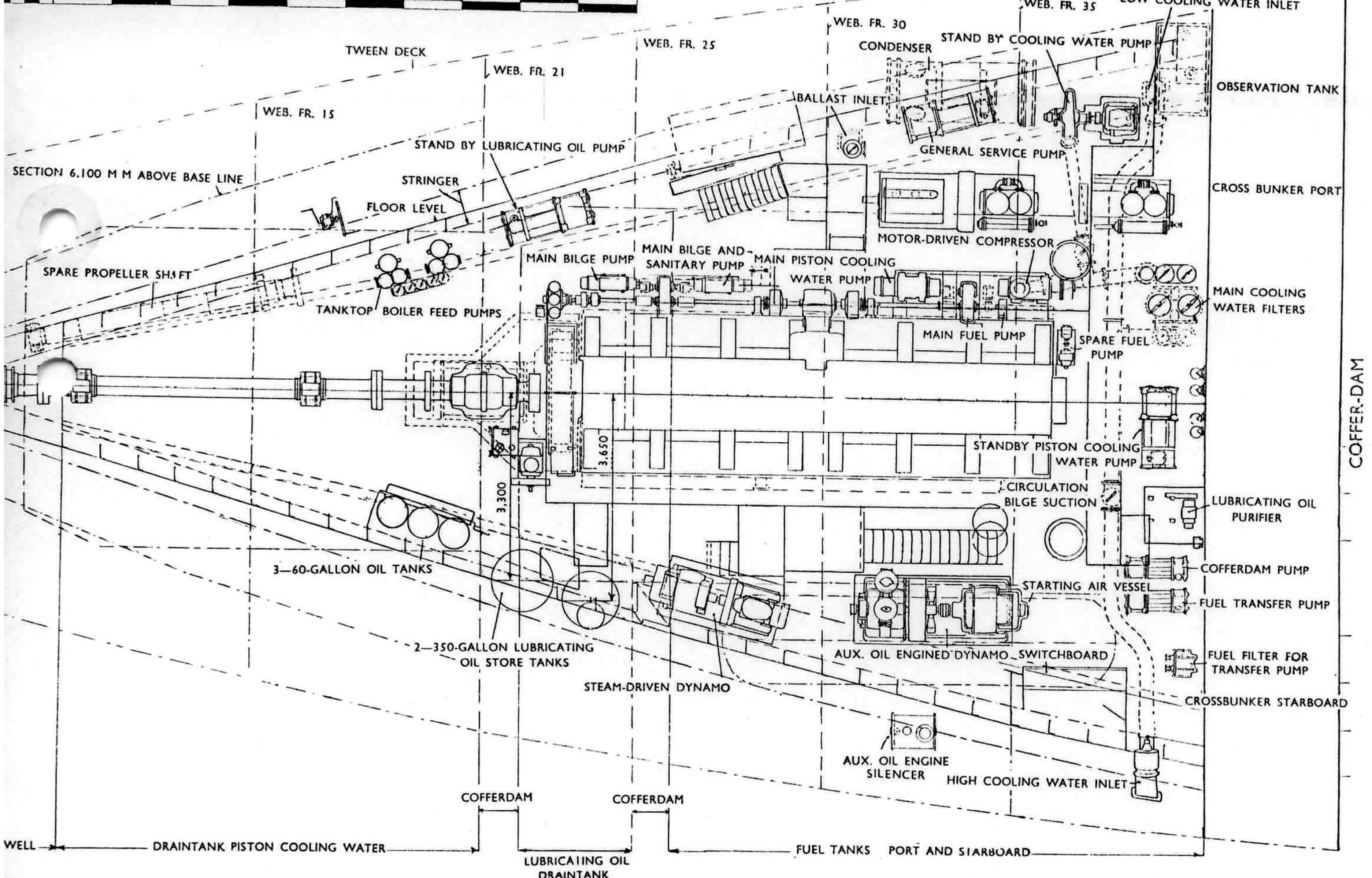

A section through the s.s. *Butagaz*, showing the arrangement of the liquid gas carrying cylinders which are arranged in three rows. The vessel—built in a dry dock—was floated out on 28th June, 1955, and replaces the *Alberta*, lost during the war. She has an overall length of 279 ft. and a moulded breadth of 39 ft. 5 in. She was constructed by Chantiers Naval de la Ciotat for Societe Shell d'Algerie to operate between the Shell refinery at Berre, near Marseilles, and North African ports. Singe-screw triple-expansion engines of 1,350 s.h.p. give a service speed of 11 knots.

Clam

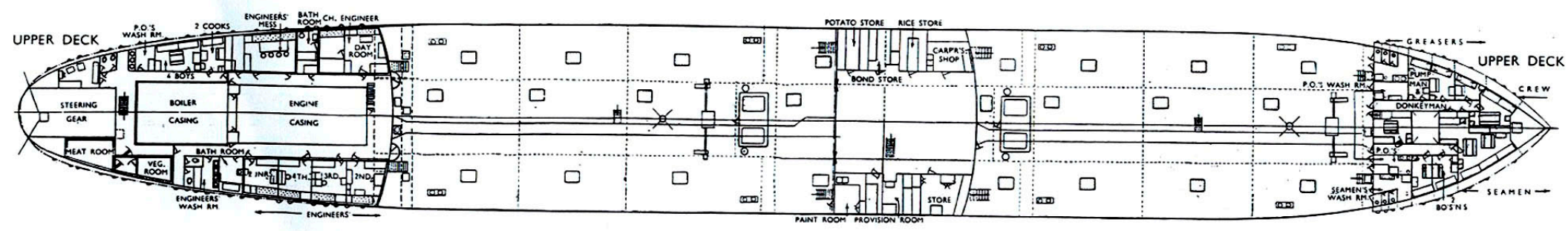
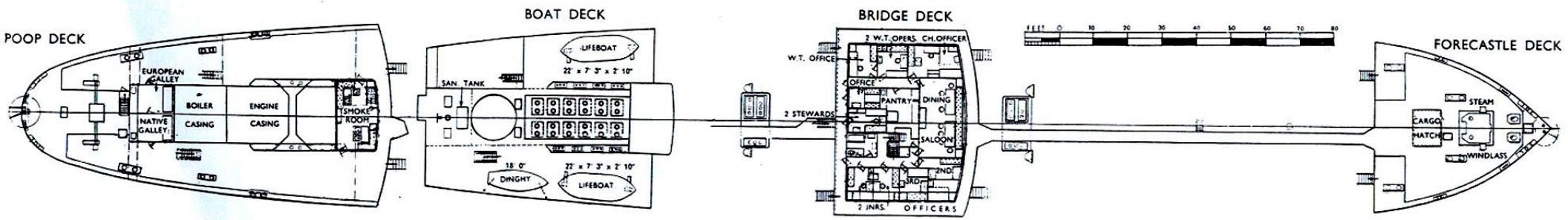
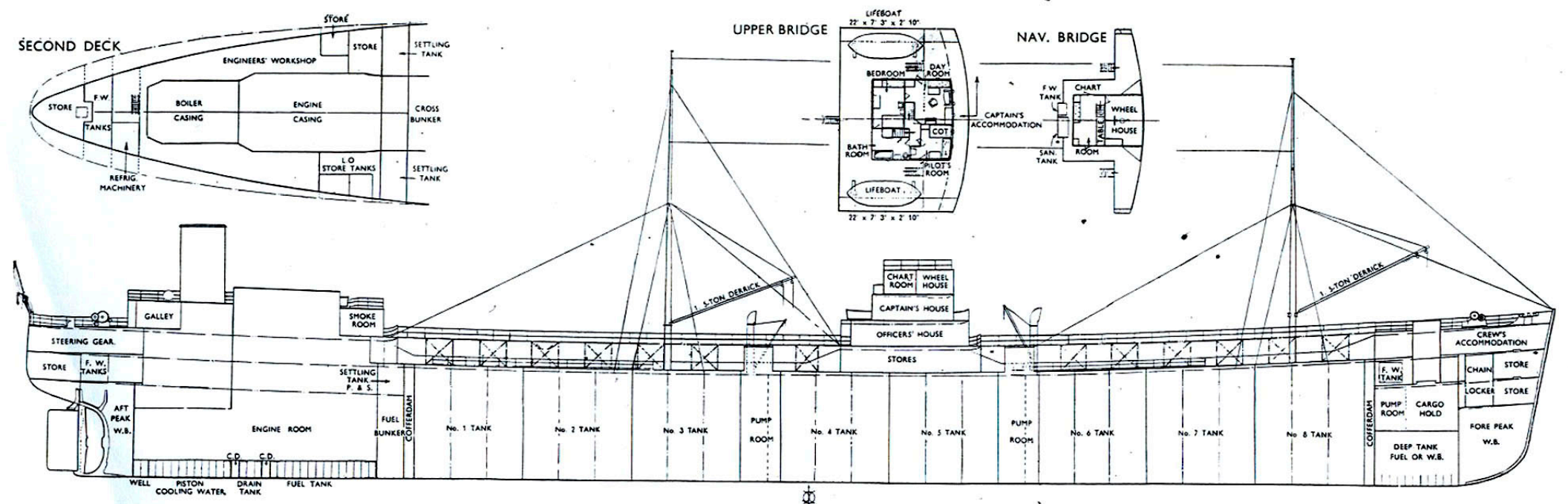


Cymbula





ENGINE-ROOM PLAN OF THE "ELONA."



GENERAL ARRANGEMENT PLANS OF THE MOTOR TANKER "ELONA."

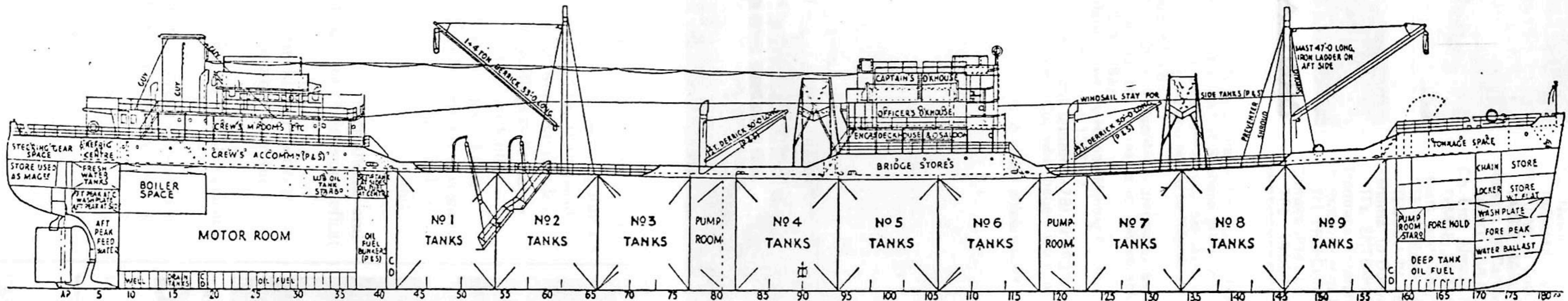


Fig. 8—Standard type tanker

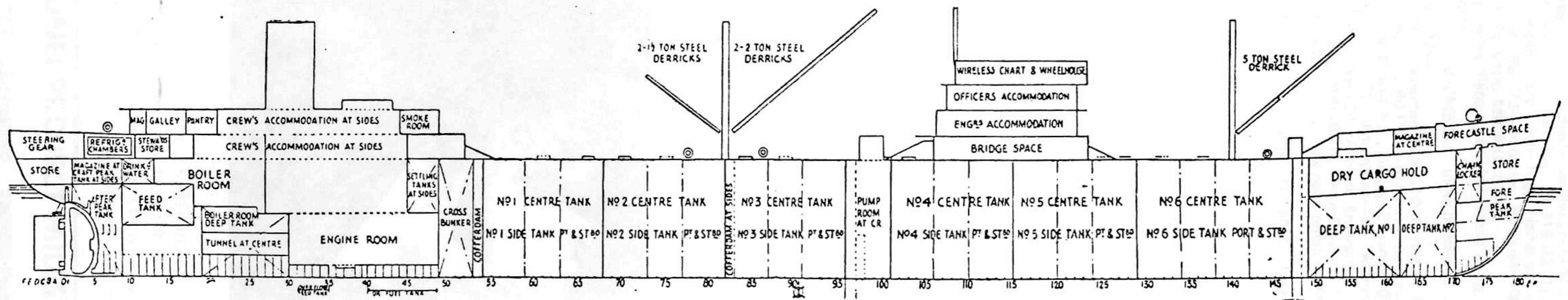
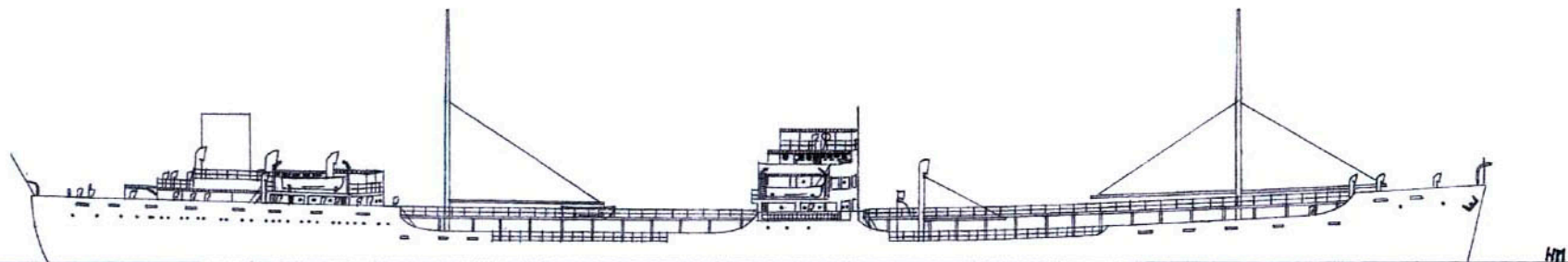


Fig. 9—Standard type fast tanker



"Empire Taganax"

Eigner: Britische Regierung (Ministry of Transport), London

Mgr.: Anglo Saxon Petroleum Co. Ltd., London

Bauwerft: Nakskov Skibsvaerft A/S, Nakskov

Stapell.: 20.03.1940

Taufe:

Ablieferung: 29.10.1942

Bau-Nr.: 93

BRT: 10.062

NRT: 6.057

Tragfähigkeit: 15.443 t

Schiffstyp: Tanker

Tfg.: 8,74 m

Rauminhalt: 20.896,0 m³ Öl; 838,2 m³ Schüttgut, 740,8 m³ Stückgut im Trockenladerraum

L.ü.A.: 156,48 m

L.zw.d.L.: 148,83 m

Br.a.Spt.: 20,26 m

Br.(max.): 20,29 m

Seitenhöhe: 10,95 m

Antriebsanlage: 1 Burmeister & Wain Dieselmotor, Viertakt, 9 Zylinder, einfachwirkend

Leistung: 3.128 kW

U/min.:

Propeller: 1

U/min.:

Geschwindigkeit: 12,5 kn (kW; m Tfg.)

Sondereinrichtungen:

Ladebäume: 5 – 5,0 t

Luken: 1 – 2,74 m x 3,05 m

Tanks: 21 (7 Mitteltanks, 14 Seitentanks)

Besatzung: 44

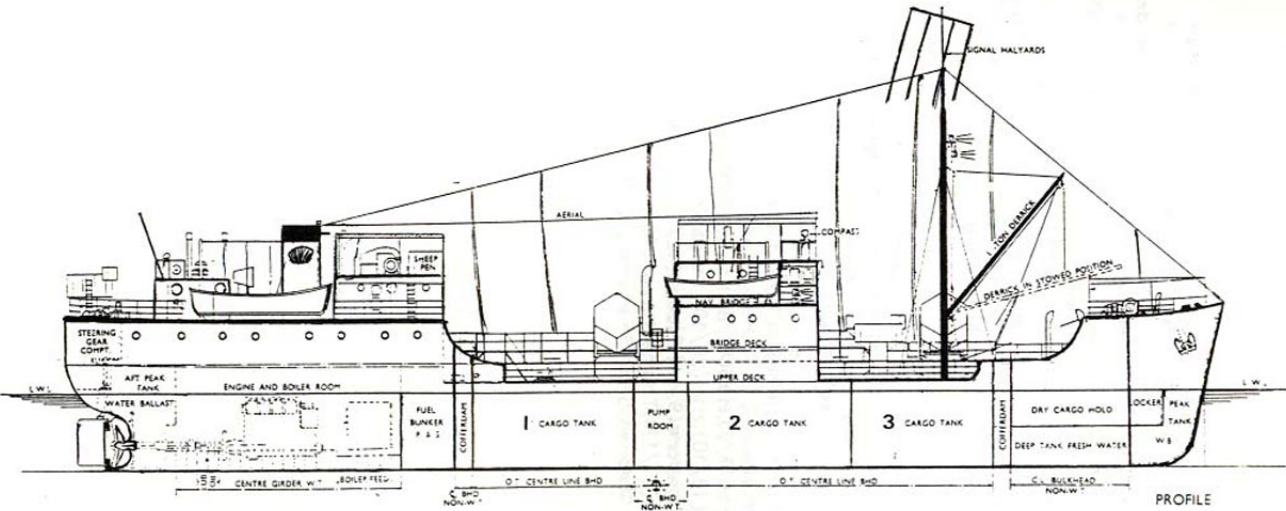
Passagiere: -

Registrierhafen: London

Flaggenstaat: Großbritannien

Unterscheidungssignal: GKQZ

Schwesterschiffe: -

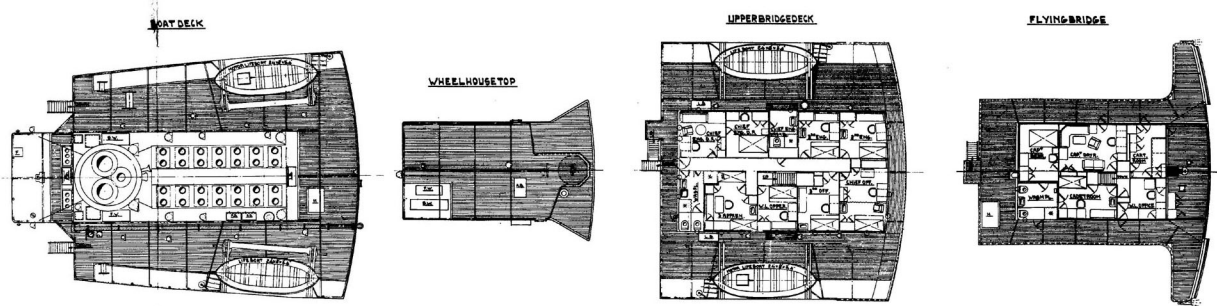
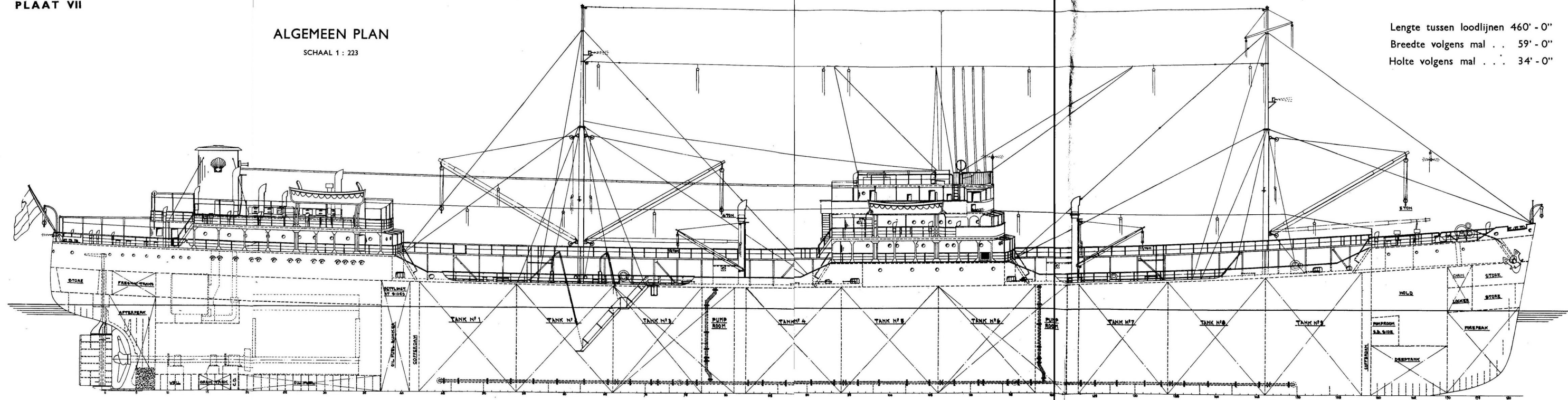


FUSUS (ex EMPIRE TEDRITA) of 1946 900 dwt

ALGEMEEN PLAN

SCHAAL 1 : 223

Lengte tussen loodlijnen 460' - 0"
Breedte volgens mal . . . 59' - 0"
Holte volgens mal . . . 34' - 0"

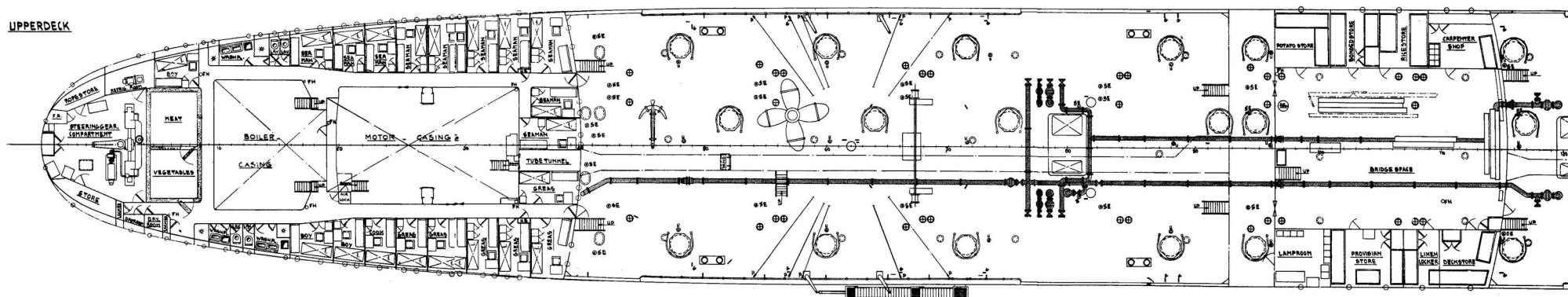


A.B. = ACCUMULATOR BOX
F. = FAN
F.W. = FRESH WATER
H. = HEATER
L.S. = LIFEBOAT SPACE
M. = MALT WATER

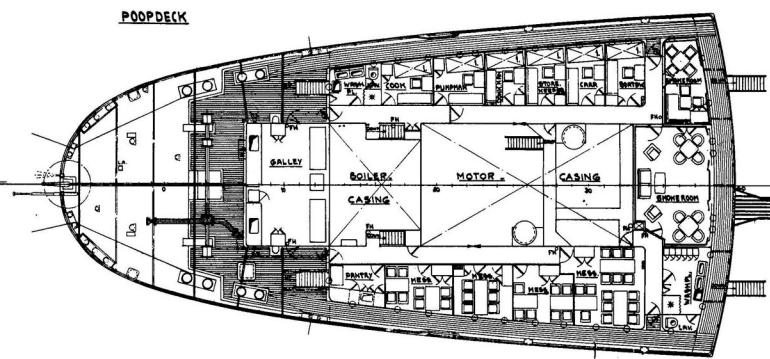
ALGEMEEN PLAN

SCHAAL 1 : 223

UPPERDECK

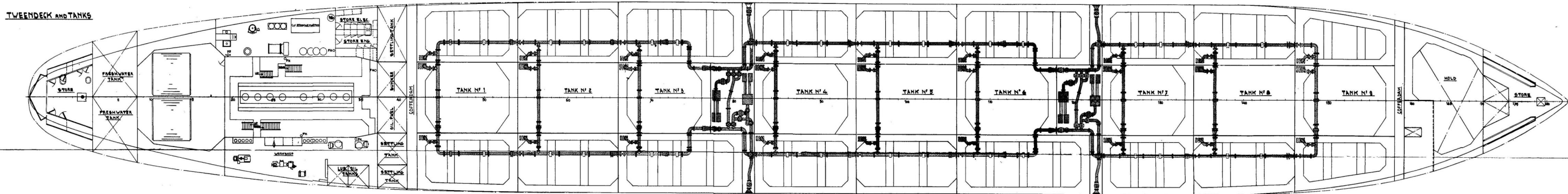


POOPDECK



SE = SOUNDING ELECTROPNE
U = ULLAGEPIPE
HB = HOBB BOX
FH = FOAM HAND FIRE EXTINGUISHER
LH = LIQUID HAND FIRE EXTINGUISHER
FF = FOAM FIRE EXTINGUISHER
P = PAD FOR RIGGING
G = PAD FOR GUYS AND BELAYCLEATS
F = FAN
L.A. = LOADING APPARATUS
D.S. = DANGER SIGNAL
F.A. = FIRE ARROW
TWEENDECK AND TANKS

TWEENDECK AND TANKS



S.S. KATELYSIA' GENERAL ARRANGEMENT & CAPACITY PLAN

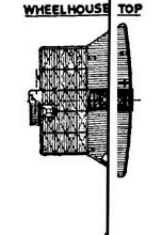
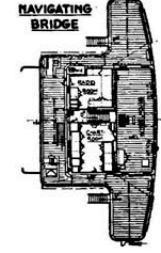
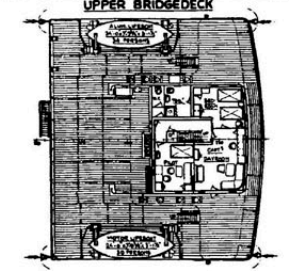
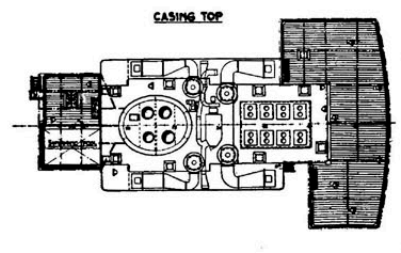
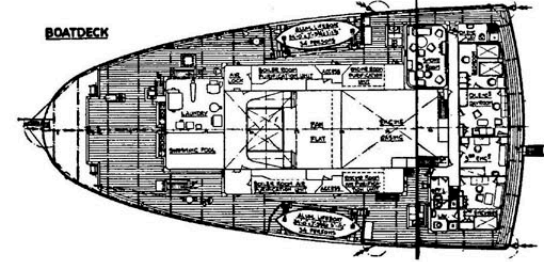
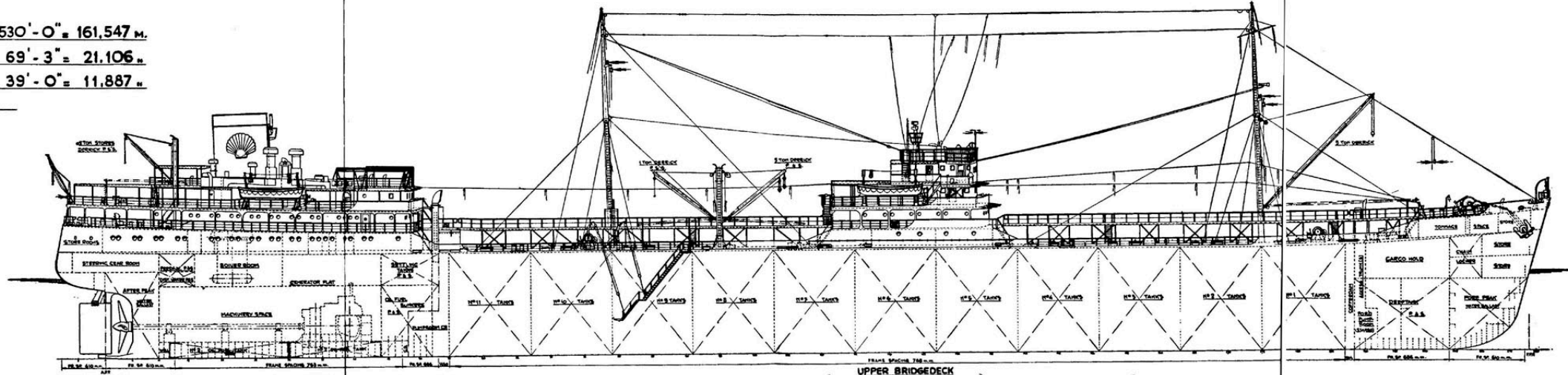
DIMENSIONS

LENGTH BETWEEN P.P. 530'-0" = 161,547 M.

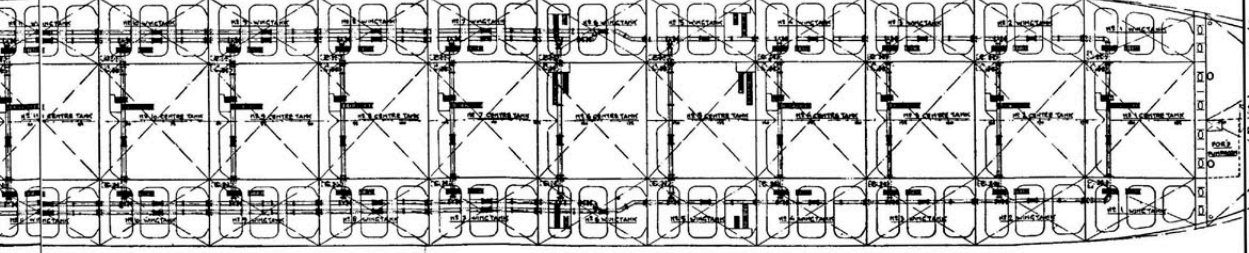
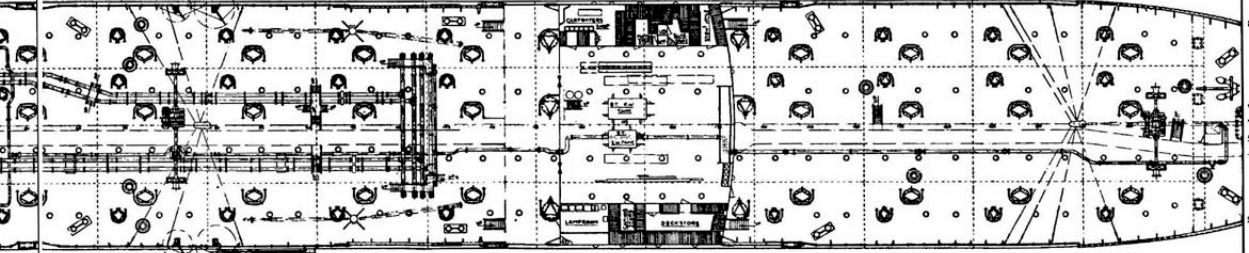
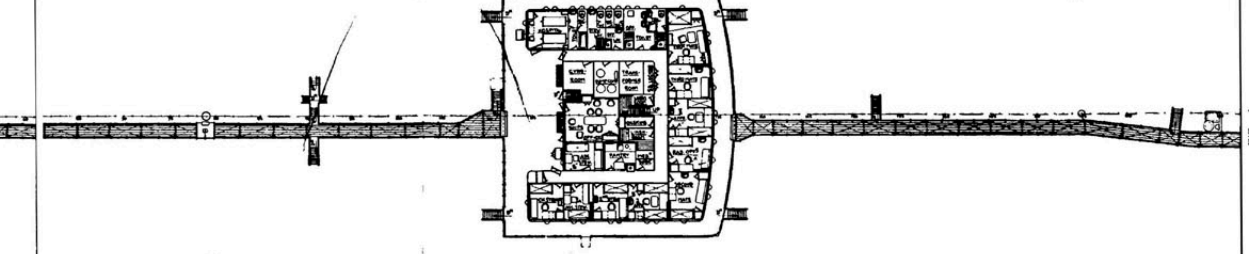
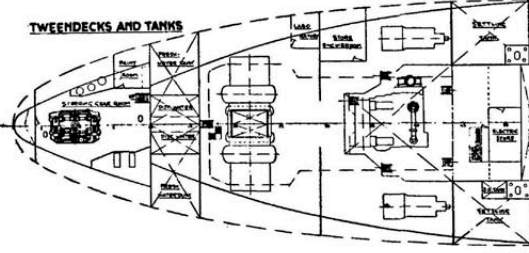
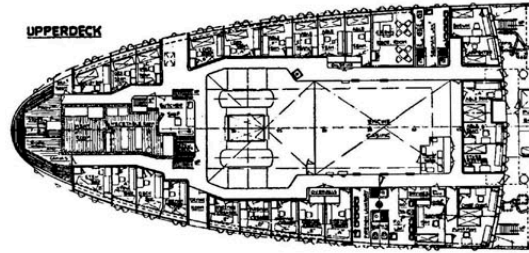
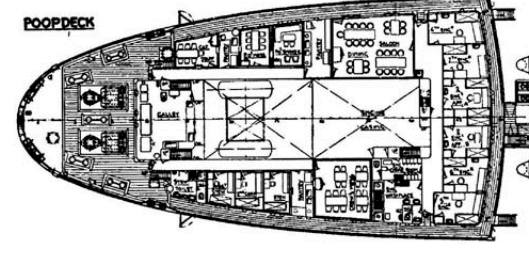
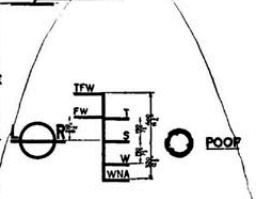
BREADTH MOULDED 69'-3" = 21,106 M.

DEPTH MOULDED TO UPPERDECK 39'-0" = 11,887 M.

SCALE: 1:200



FREEBOARD IN FEET	DISPL. IN SALT WATER	DEADWEIGHT IN TONS S.W.	DRAFT IN FEET	DEADWEIGHT IN TONS F.W.	TONS PER INCH	MOMENT TO CHANGE TRIM 1 INCH IN FEET TONS
7		32			76.48	2751
8	16000	30000	31	19000		
9	15000	18000	30	18000	75.52	2637
10	14000	16000	29	17000		
11	13000	14000	28	16000	74.41	2515
12	12000	12000	27	15000		
13	11000	10000	26	14000	73.31	2405
14	10000	8000	25	13000		
15	19000	15000	24	12000	72.35	2316
16	18000	12000	23	11000		
17	17000	11000	22	11000	71.88	2246
18	17000	10000	21	10000		
19	16000	10000	20	9000	70.92	2189
20	15000	8000	19	8000		
21	14000	8000	18	7000	70.34	2138
22	13000	7000	17	6000		
23	12000	6000	16	5000	69.77	2091
24	11000	5000	15	4000		
25	11000	5000	14	4000	69.16	2047
26	10000	4000	13	3000		
27	9000	3000	12	3000	68.46	1994
28	8000	2000	11	2000		
29	7000	1000	10	1000	67.62	1933
30	6000	0	9	0		
31	6000	0	8	0	66.61	1859



COMPARTMENT	FULL CAPACITY CUBIC FEET	98% CAPACITY					
		CUBIC FEET	TONS 45596	TONS 40	TONS 45	TONS 50	TONS 45141
NO. 1 CENTER TANK	37043	38242	1066.0	956.0	850.3	745.1	244.9
NO. 2	38739	37964	1055.7	949.1	843.8	739.3	238.9
NO. 3	38739	37964	1055.7	949.1	843.6	739.3	238.5
NO. 4	38739	37964	1055.7	949.1	843.6	739.3	238.5
NO. 5	38739	37964	1055.7	949.1	843.6	739.3	238.5
NO. 6	38739	37964	1055.7	949.1	843.6	739.3	238.5
NO. 7	38739	37964	1055.7	949.1	843.6	739.3	238.5
NO. 8	38739	37964	1055.7	949.1	843.6	739.3	238.5
NO. 9	38739	37964	1055.7	949.1	843.6	739.3	238.5
NO. 10	38739	37964	1055.7	949.1	843.6	739.3	238.5
NO. 11	38739	37964	1055.7	949.1	843.6	739.3	238.5
NO. 12	38739	37964	1055.7	949.1	843.6	739.3	238.5
NO. 13	38739	37964	1055.7	949.1	843.6	739.3	238.5
NO. 14	38739	37964	1055.7	949.1	843.6	739.3	238.5
NO. 15	38739	37964	1055.7	949.1	843.6	739.3	238.5
NO. 16	38739	37964	1055.7	949.1	843.6	739.3	238.5
NO. 17	38739	37964	1055.7	949.1	843.6	739.3	238.5
NO. 18	38739	37964	1055.7	949.1	843.6	739.3	238.5
NO. 19	38739	37964	1055.7	949.1	843.6	739.3	238.5
NO. 20	38739	37964	1055.7	949.1	843.6	739.3	238.5
NO. 21	38739	37964	1055.7	949.1	843.6	739.3	238.5
NO. 22	38739	37964	1055.7	949.1	843.6	739.3	238.5
NO. 23	38739	37964	1055.7	949.1	843.6	739.3	238.5
NO. 24	38739	37964	1055.7	949.1	843.6	739.3	238.5
NO. 25	38739	37964	1055.7	949.1	843.6	739.3	238.5
NO. 26	38739	37964	1055.7	949.1	843.6	739.3	238.5
NO. 27	38739	37964	1055.7	949.1	843.6	739.3	238.5
NO. 28	38739	37964	1055.7	949.1	843.6	739.3	238.5
NO. 29	38739	37964	1055.7	949.1	843.6	739.3	238.5
NO. 30	38739	37964	1055.7	949.1	843.6	739.3	238.5
NO. 31	38739	37964	1055.7	949.1	843.6	739.3	238.5
NO. 32	38739	37964	1055.7	949.1	843.6	739.3	238.5
NO. 33	38739	37964	1055.7	949.1	843.6	739.3	238.5
NO. 34	38739	37964	1055.7	949.1	843.6	739.3	238.5
NO. 35	38739	37964	1055.7	949.1	843.6	739.3	238.5
NO. 36	38739	37964	1055.7	949.1	843.6	739.3	238.5
NO. 37	38739	37964	1055.7	949.1	843.6	739.3	238.5
NO. 38	38739	37964	1055.7	949.1	843.6	739.3	238.5
NO. 39	38739	37964	1055.7	949.1	843.6	739.3	238.5
NO. 40	38739	37964	1055.7	949.1	843.6	739.3	238.5
NO. 41	38739	37964	1055.7	949.1	843.6	739.3	238.5
NO. 42	38739	37964	1055.7	949.1	843.6	739.3	238.5
NO. 43	38739	37964	1055.7	949.1	843.6	739.3	238.5
NO. 44	38739	37964	1055.7	949.1	843.6	739.3	238.5
NO. 45	38739	37964	1055.7	949.1	843.6	739.3	238.5
NO. 46	38739	37964	1055.7	949.1	843.6	739.3	238.5
NO. 47	38739	37964	1055.7	949.1	843.6	739.3	238.5
NO. 48	38739	37964	1055.7	949.1	843.6	739.3	238.5
NO. 49	38739	37964	1055.7	949.1	843.6	739.3	238.5
NO. 50	38739	37964	1055.7	949.1	843.6	739.3	238.5
NO. 51	38739	37964	1055.7	949.1	843.6	739.3	238.5
NO. 52	38739	37964	1055.7	949.1	843.6	739.3	238.5
NO. 53	38739	37964	1055.7	949.1	843.6	739.3	238.5
NO. 54	38739	37964	1055.7	949.1	843.6	739.3	238.5
NO. 55	38739	37964	1055.7	949.1	843.6	739.3	238.5
NO. 56	38739	37964	1055.7	949.1	843.6	739.3	238.5
NO. 57	38739	37964	1055.7	949.1	843.6	739.3	238.5
NO. 58	38739	37964	1055.7	949.1	843.6	739.3	238.5
NO. 59	38739	37964	1055.7	949.1	843.6	739.3	238.5
NO. 60	38739	37964	1055.7	949.1	843.6	739.3	238.5
NO. 61	38739	37964	1055.7	949.1	843.6	739.3	238.5
NO. 62	38739	37964	1055.7	949.1	843.6	739.3	238.5
NO. 63	38739	37964	1055.7	949.1	843.6	739.3	238.5
NO. 64	38739	37964	1055.7	949.1	843.6	739.3	238.5
NO. 65	38739	37964	1055.7	949.1	843.6	739.3	238.5
NO. 66	38739	37964	1055.7	949.1	843.6	739.3	238.5
NO. 67	38739	37964	1055.7	949.1	843.6	739.3	238.5
NO. 68	38739	37964	1055.7	949.1	843.6	739.3	238.5
NO. 69	38739	37964	1055.7	949.1	843.6	739.3	238.5
NO. 70	38739	37964	1055.7	949.1	843.6	739.3	238.5
NO. 71	38739	37964	1055.7	949.1	843.6	739.3	238.5
NO. 72	38739	37964	1055.7	949.1	843.6	739.3	238.5
NO. 73	38739	37964	1055.7	949.1	843.6	739.3	238.5
NO. 74	38739	37964	1055.7	949.1	843.6	739.3	238.5
NO. 75	38739	37964	1055.7	949.1	843.6	739.3	238.5
NO. 76	38739	37964	1055.7	949.1	843.6	739.3	238.5
NO. 77	38739	37964	1055.7	949.1	843.6	739.3	238.5
NO. 78	38739	37964	1055.7	949.1	843.6	739.3	238.5
NO. 79	38739	37964	1055.7	949.1	843.6	739.3	238.5
NO. 80	38739	37964	1055.7	949.1	843.6	739.3	238.5
NO. 81	38739	37964	1055.7	949.1	843.6	739.3	238.5
NO. 82	38739	37964	1055.7	949.1	843.6	739.3	238.5
NO. 83	38739	37964	1055.7	949.1	843.6	739.3	238.5
NO. 84	38739	37964	1055.7	949.1	843.6	739.3	238.5
NO. 85	38739	37964	1055.7	949.1	843.6	739.3	238.5
NO. 86	38739	37964	1055.7	949.1	843.6	739.3	238.5
NO. 87	38739	37964	1055.7	949.1	843.6	739.3	238.5
NO. 88	38739	37964	1055.7	949.1	843.6	739.3	238.5
NO. 89	38739	37964	1055.7	949.1	843.6	739.3	238.5
NO. 90	38739	37964	1055.7	949.1	843.6	739.3	238.5
NO. 91	38739	37964	1055.7	949.1	843.6	739.3	238.5
NO. 92	38739	37964	1055.7	949.1	843.6	739.3	238.5
NO. 93	38739	37964	1055.7	949.1	843.6	739.3	238.5
NO. 94	38739	37964	1055.7	949.1	843.6	739.3	238.5
NO. 95	38739	37964	1055.7	949.1	843.6	739.3	238.5
NO. 96	38739	37964	1055.7	949.1	843.6	739.3	238.5
NO. 97	38739	37964	1055.7	949.1	843.6	739.3	238.5
NO. 98	38739	37964	1055.7	949.1	843.6	739.3	238.5
NO. 99	38739	37964	1055.7	949.1	843.6	739.3	238.5
NO. 100	38739	37964	1055.7	949.1	843.6	739.3	238.5
NO. 101	38739	37964	1055.7	949.1	843.6	739.3	238.5
NO. 102	38739	37964	1055.7	949.1	843.6	739.3	238.5
NO. 103	38739	37964	1055.7	949.1	843.6	739.3	238.5
NO. 104	38739	37964	1055.7	949.1	843.6	739.3	238.5
NO. 105	38739	37964	1055.7	949.1	843.6	739.3	238.5
NO. 106	38739	37964	1055.7	949.1	843.6	739.3	238.5
NO. 107	38739	37964	1055.7	949.1	843.6	739.3	238.5
NO. 108	38739	37964	1055.7	949.1	843.6	739.3	238.5
NO. 109	38739	37964	1055.7	949.1	843.6	739.3	238.5
NO. 110	38739	37964	1055.7	949.1	843.6	739.3	238.5
NO. 111	38739	37964	1055.7	949.1	843		

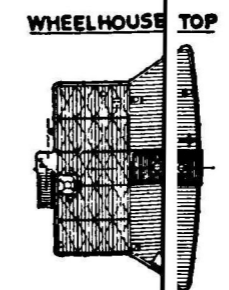
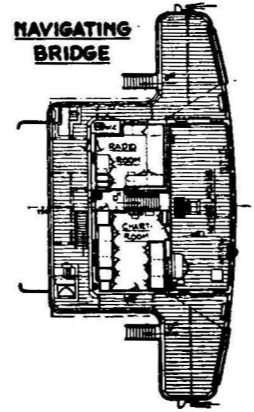
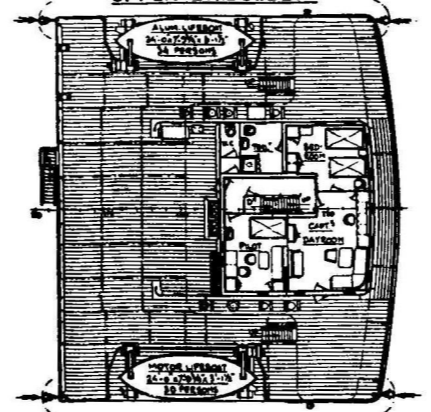
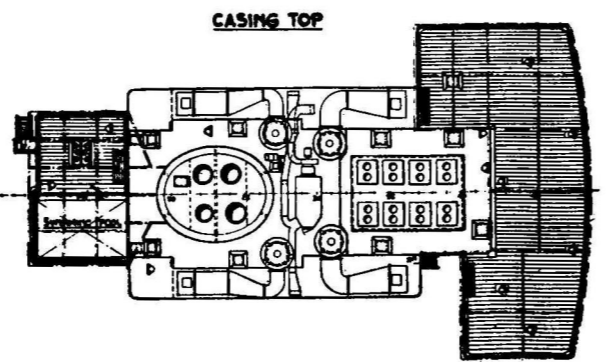
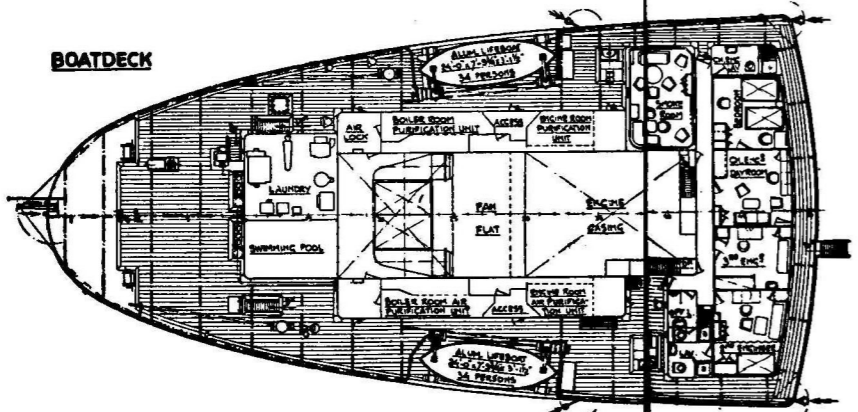
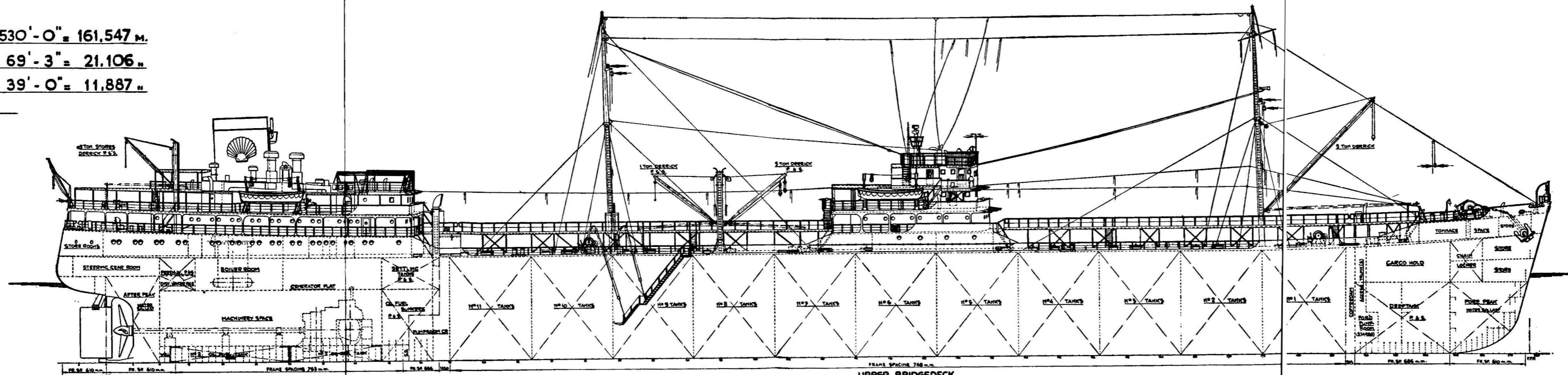
S.S. "KATELYSIA"

GENERAL ARRANGEMENT & CAPACITY PLAN

DIMENSIONS

LENGTH BETWEEN P.P. **530' - 0"** = 161.547 M.
BREADTH MOULDED **69' - 3"** = 21.106 M.
DEPTH MOULDED TO UPPERDECK **39' - 0"** = 11.887 M.

SCALE: 1:200



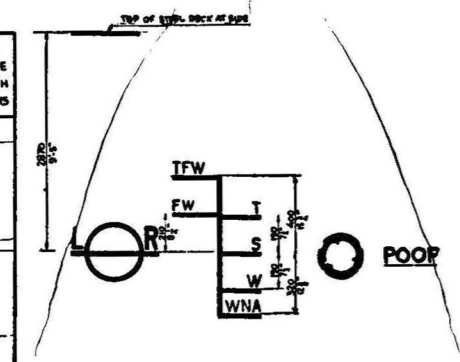
COMPARTMENT	98% CAPACITY						
	FULL CAPACITY CUBIC FEET	CUBIC FEET	TONS & 35.96 CU FT./TON	TONS & 40 CU FT./TON	TONS & 45 CU FT./TON	TONS & 50 CU FT./TON	TONS & 51.41 CU FT./TON
No. 1 CENTRE TANK	39043	38262	1064.0	95.66	85.03	76.52	74.43
2	38739	37964	1055.7	94.91	84.36	75.93	73.85
3	38739	37964	1055.7	94.91	84.36	75.93	73.85
4	38739	37964	1055.7	94.91	84.36	75.93	73.85
5	38739	37964	1055.7	94.91	84.36	75.93	73.85
6	38739	37964	1055.7	94.91	84.36	75.93	73.85
7	38739	37964	1055.7	94.91	84.36	75.93	73.85
8	38739	37964	1055.7	94.91	84.36	75.93	73.85
9	38739	37964	1055.7	94.91	84.36	75.93	73.85
10	38739	37964	1055.7	94.91	84.36	75.93	73.85
11	38739	37964	1055.7	94.91	84.36	75.93	73.85
TOTAL CENTRE TANKS	426433	417902	11621.0	10447.6	9286.3	8356.2	8129.3
No. 1 WING TANKS	34384	33696	937.0	84.24	74.88	67.39	65.54
2	41896	41058	1141.8	102.65	91.24	82.11	79.86
3	43322	42456	1180.6	106.14	94.35	84.91	82.85
4	43602	42780	1188.3	106.83	94.96	85.46	83.12
5	43603	42731	1188.3	106.83	94.96	85.46	83.12
6	43591	42719	1188.0	106.80	94.93	85.44	83.09
7	43598	42726	1188.2	106.82	94.95	85.44	83.11
8	43592	42720	1188.0	106.80	94.93	85.44	83.10
9	43438	42569	1183.8	106.42	94.52	85.14	82.80
10	42810	41954	1166.7	104.89	93.23	83.90	81.81
11	40920	39514	1098.8	98.79	87.80	79.03	76.86
TOTAL WING TANKS	464156	454873	12649.5	11372.1	10108.2	9097.2	8847.9
GRAND TOTAL	890589	872775	24270.5	21819.7	19394.5	17455.4	16977.2

COMPARTMENT	98% CAPACITY				FRAMES
	FULL CAPACITY CUBIC FEET	CUBIC FEET	TONS & 35.96 CU FT./TON	TONS & 39 CU FT./TON	
WINGBUNKERS P.	7112	6970	193.8	178.7	44-53
1	7112	6970	193.8	178.7	44-53
No. 1 D.B. TANK P.	2693	2639	73.4	67.7	30-47
2	2733	2678	74.5	68.7	30-47
No. 2 D.B. TANK P.	3382	3314	92.1	85.0	12-30
FOR'D DEPTANK P.	18266	17901	497.8	459.0	188-204
3	15899	15581	433.3	399.5	188-204
SETTLING TANK P.	4194	4110	114.3	105.4	44-53
4	3739	3664	101.9	93.9	44-53
D.O. STORAGE TANK S.	451	442	12.3	11.3	47-50
GRAND TOTAL	65581	64269	17872	16479	

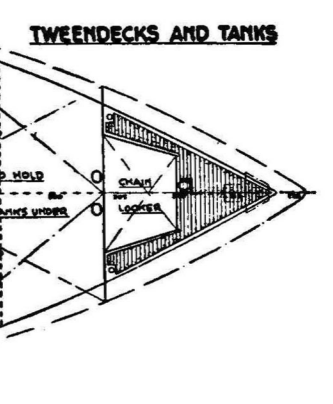
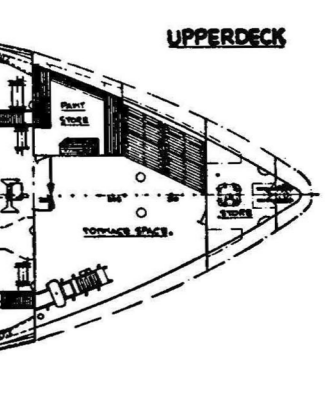
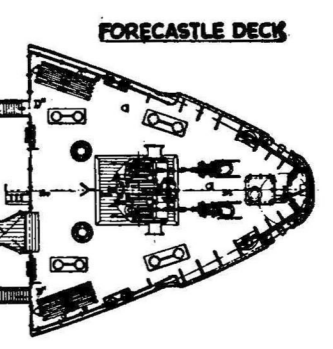
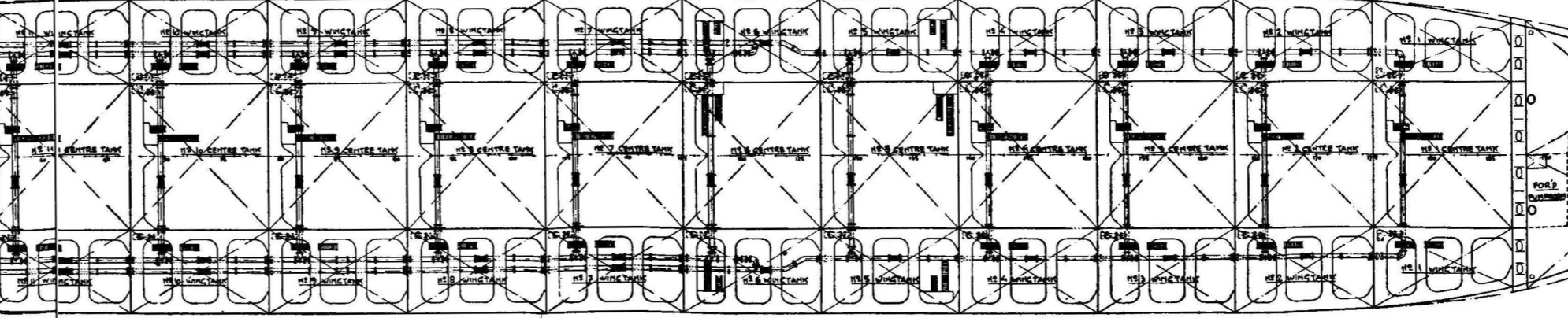
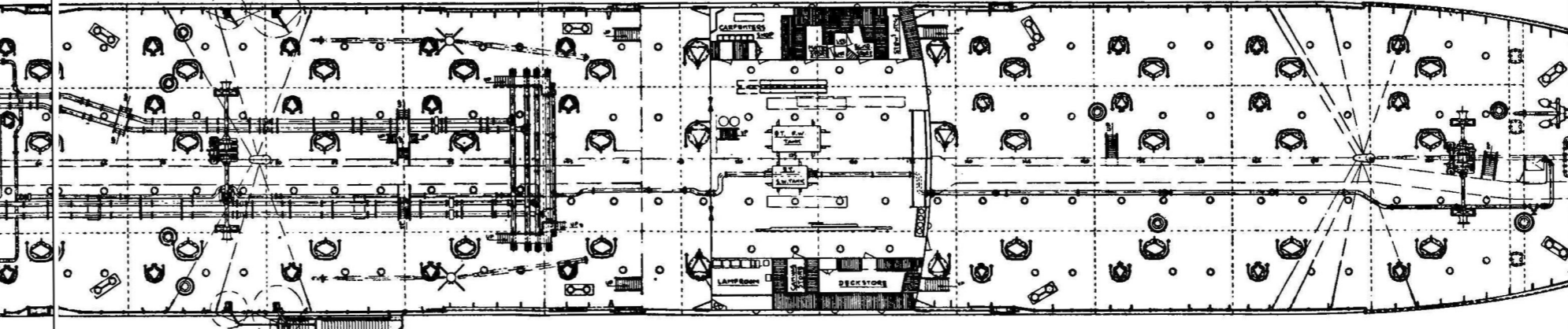
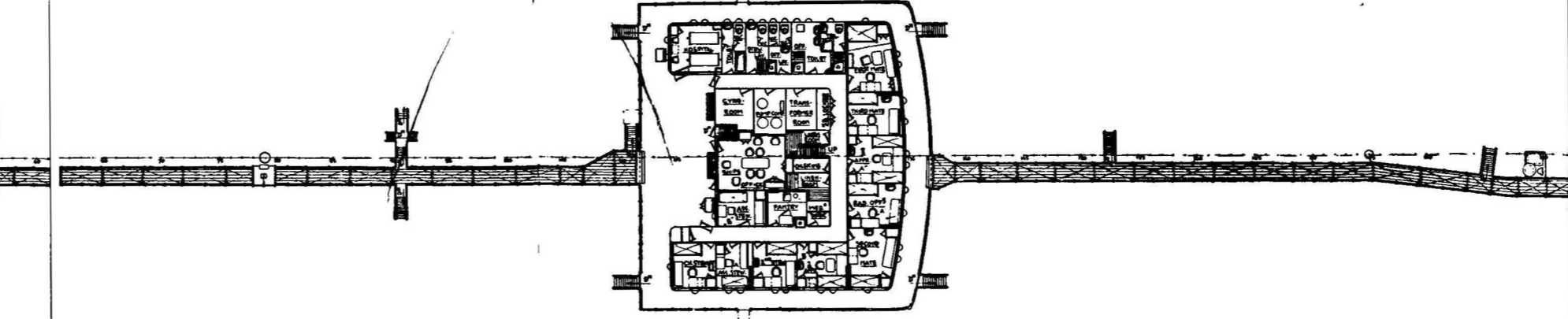
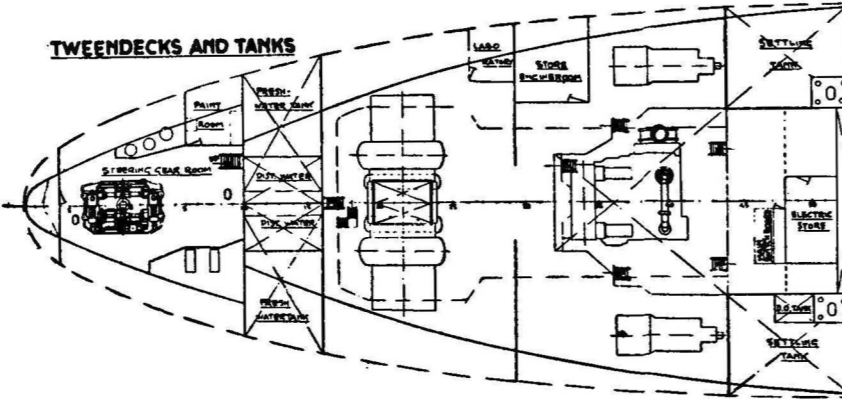
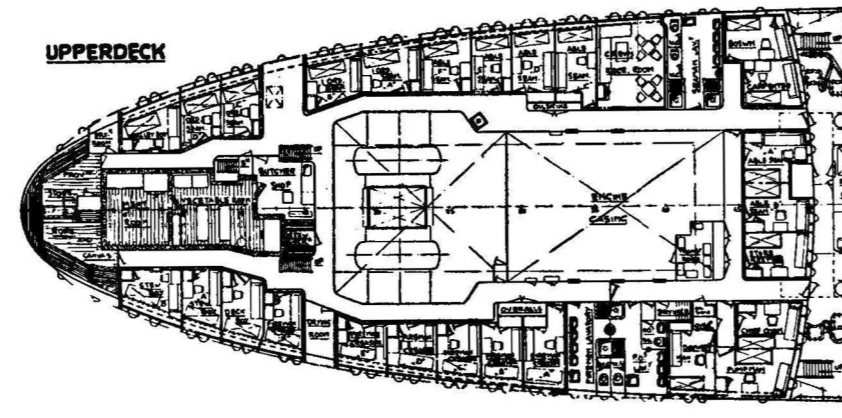
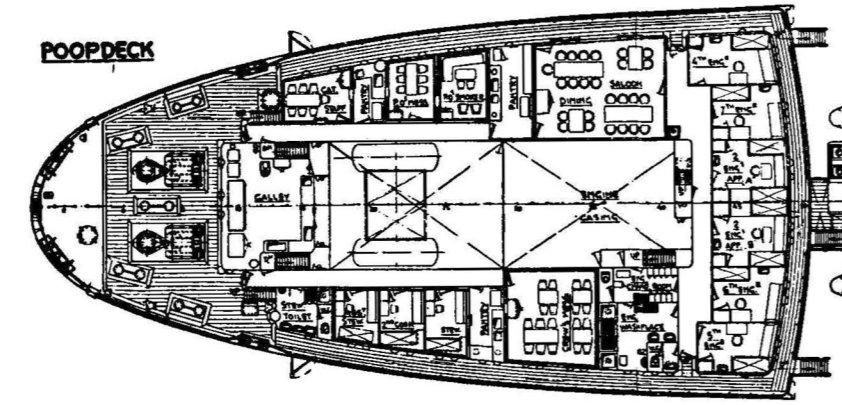
COMPARTMENT	FULL CAPACITY CUBIC FEET	TONS & 35.96		FRAMES
		CUBIC FEET	CUBIC FEET	
FORE PEAK	7824	218	224	204-STEM
AFTER PEAK	3335	93	95	0-10
FOR'D COFFERDAM	6357	177	182	187-188
GRAND TOTAL	17516	488	501	

COMPARTMENT	FULL CAPACITY	TONS & 35.96	FRAMES
GRAND TOTAL			

FREEBOARD IN FEET	DISPL. IN SALT WATER	DEADWEIGHT IN TONS S.W.	DRAFT IN FEET	DEADWEIGHT IN TONS P.W.	TONS PER INCH	MOMENT TO CHANGE TRIM 1 INCH IN FEET TONS
7		20000	32		76.48	2751
8	26000	19000	31			
9	25000	18000	30		75.52	2637
10	24000	17000	29			
11	23000	16000	28		74.41	2515
12	22000	15000	27			
13	21000	14000	26		73.31	2405
14	20000	13000	25			
15	19000	12000	24		72.35	2316
16	18000	11000	23			
17	17000	10000	22		71.58	2246
18	16000	9000	21			
19	15000	8000	20		70.92	2189
20	14000	7000	19			
21	13000	6000	18		70.34	2138
22	12000	5000	17			
23	11000	4000	16		69.77	2091
24	10000	3000	15			
25	9000	2000	14		69.16	2047
26	8000	1000	13			
27	7000	0	12		68.46	1994
28	6000		11			
29			10		67.62	1933
30			9			
31			8		66.61	1859



LIGHT WEIGHT = 6170 TR.



FRESH WATER TANK P	2715	76	10-16
DISTILLER WATER TANK P	2715	76	10-16
FRESH WATER TANK W BR. TWIN	291	8	123-127
FEED WATER TANK D.B. E	364	10	44-46
GRAND TOTAL	7221	202	

SERVICE TANK			
COMPARTMENT	FULL CAPACITY CUBIC FEET	TONS @ 35 CUFT./TON	FRAMES
S.W. TANK IN BRIDGE TWIN	175	5	123-126

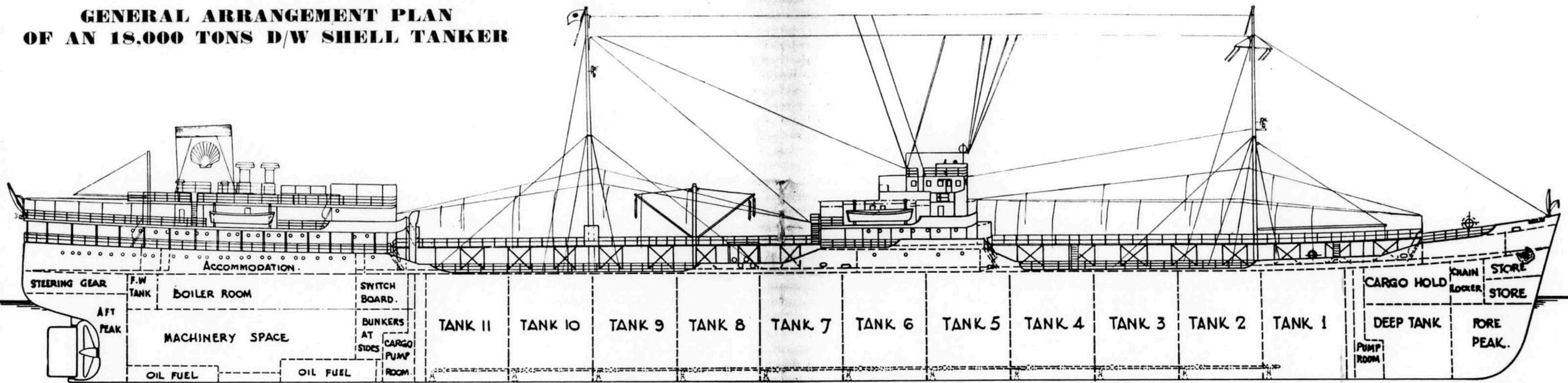
STORES			
COMPARTMENT	GRAIN CAP. CUBIC FEET	SALE CAP. CUBIC FEET	FRAMES
MATE'S STORE	875	710	125-129
BONDED STORE	585	475	129-132
STEWARDS STORE	770	625	132-BR FRONT
CANVAS STORE	865	700	123-127
DECK STORE	1850	1500	127-BR FRONT
PROVISION STORE	1367	1082	STERN-8
ROPES & CANVAS STORE	1245	1010	- 7
ELECTRICAL GEAR STORE	740	600	5-10
STORE POLE TWIN	1430	1160	213-219
2 ND DECK FORD	2590	2910	204-STEM
PEAK FLAT	2495	2020	204-STEM
TONNAGE SPACE P.C.L.E.	6080	5230	199-213
BRIDGE	14795	11350	117-BR FR
GRAND TOTAL	36687	29372	

CARGO SPACE			
COMPARTMENT	GRAIN CAP. CUBIC FEET	SALE CAP. CUBIC FEET	FRAMES
FOR'D CARGO HOLD	24295	22140	188-204

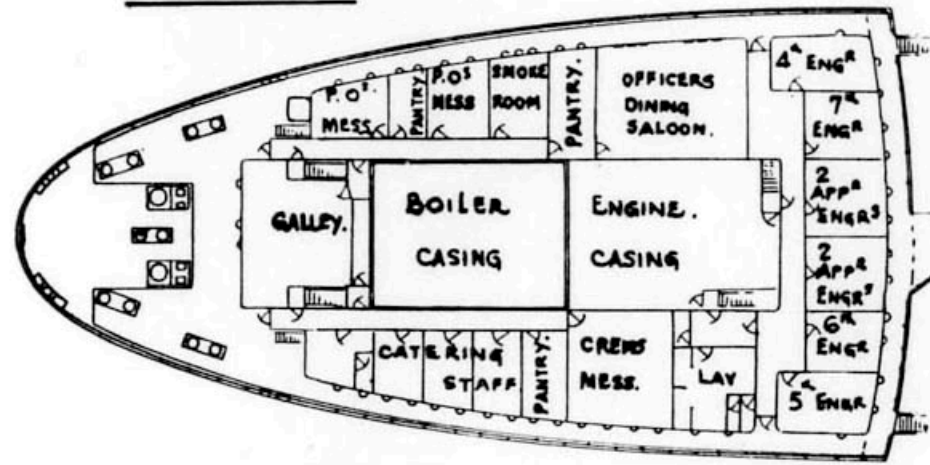
REFRIGERATED CHAMBERS			
COMPARTMENT	GROSS CUBIC FEET	NET CUBIC FEET	FRAMES
MEAT ROOM	962	815	B-4
VEGETABLE ROOM	1246	1153	4-133
GRAND TOTAL	2208	1968	

TONNAGE			
MEASUREMENT	GROSS	NET	UNDERDECK
BRITISH	12143.39	6929.36	10686.81
SUEZ	12344.05	9178.87	10712.44
PANAMA	12350.07	8775.15	10686.81
SWEDISH	12306.78	8860.76	10686.81

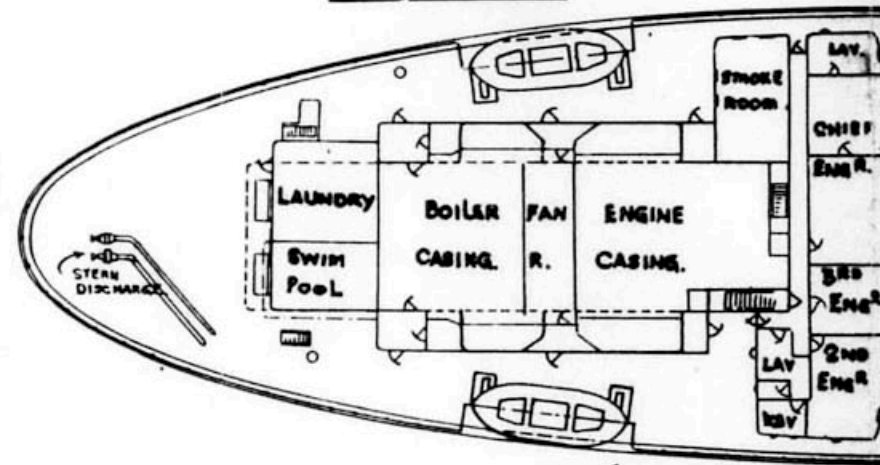
GENERAL ARRANGEMENT PLAN OF AN 18,000 TONS D/W SHELL TANKER



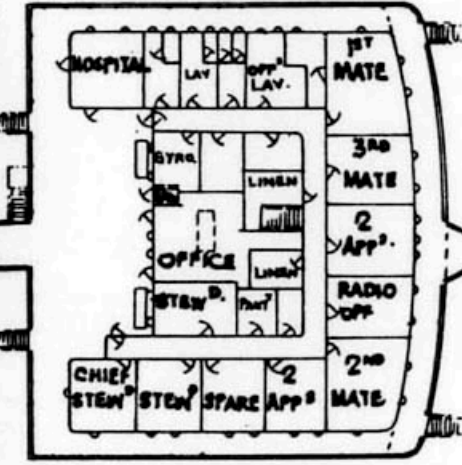
POOP DECK



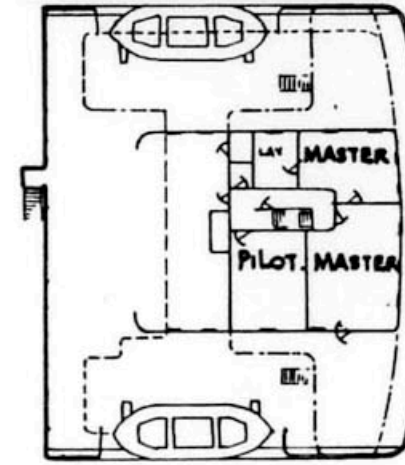
BOAT DECK



BRIDGE DECK



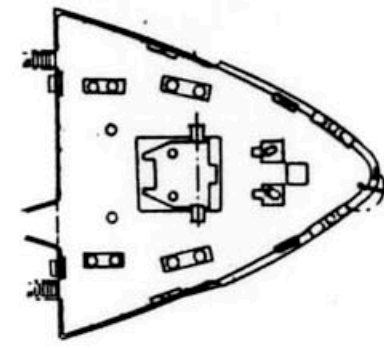
UPPER BRIDGE DECK



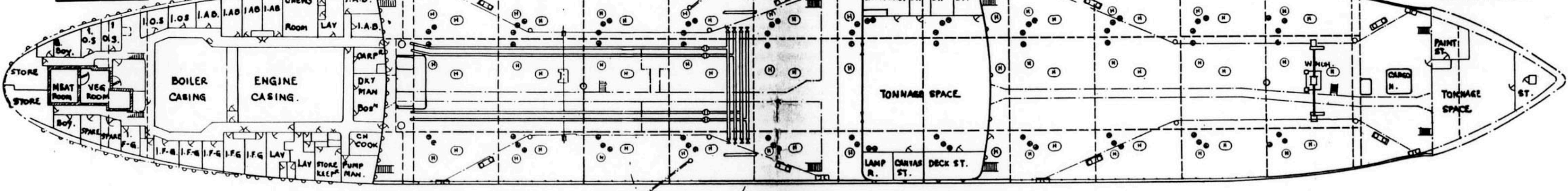
NAVIGATION BRIDGE



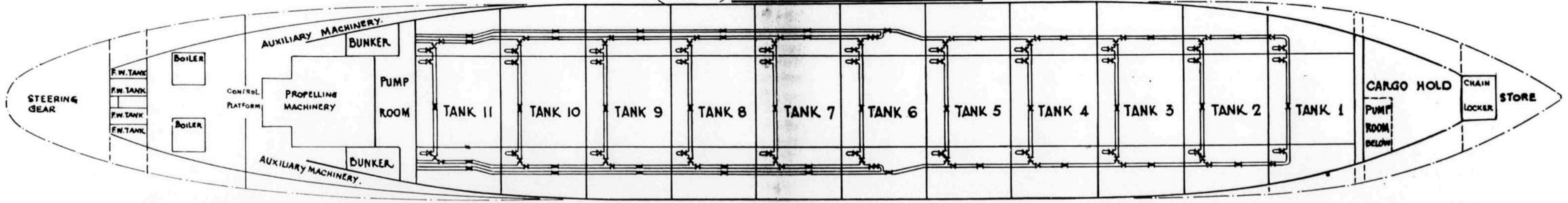
FORECASTLE DECK


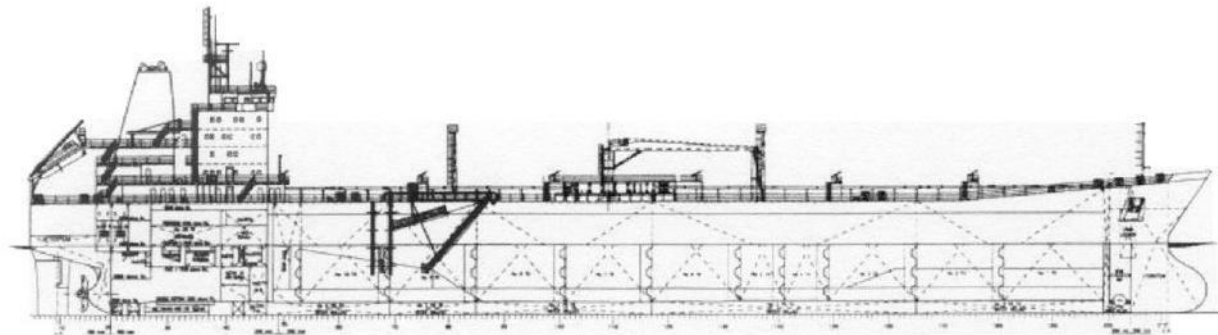


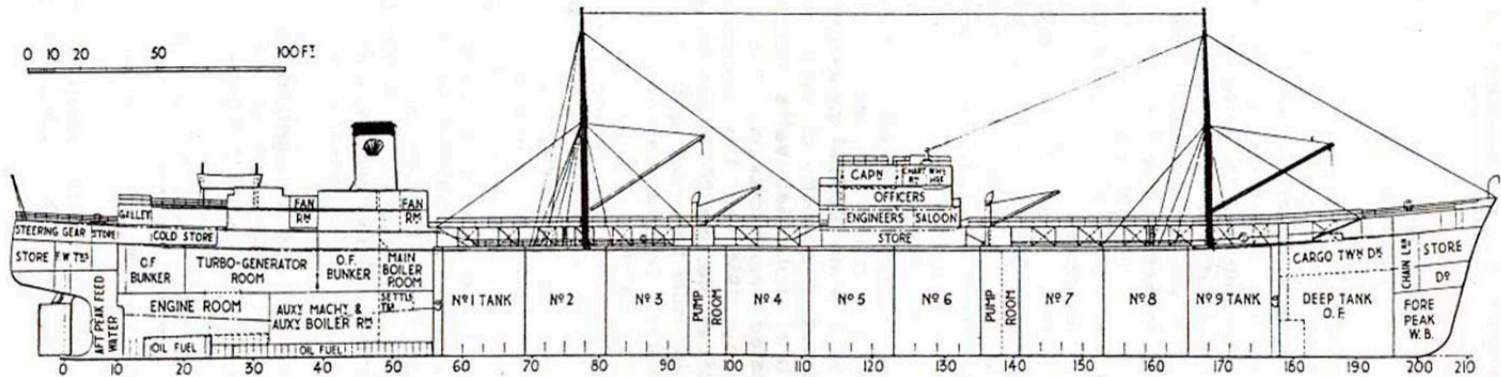
UPPER DECK



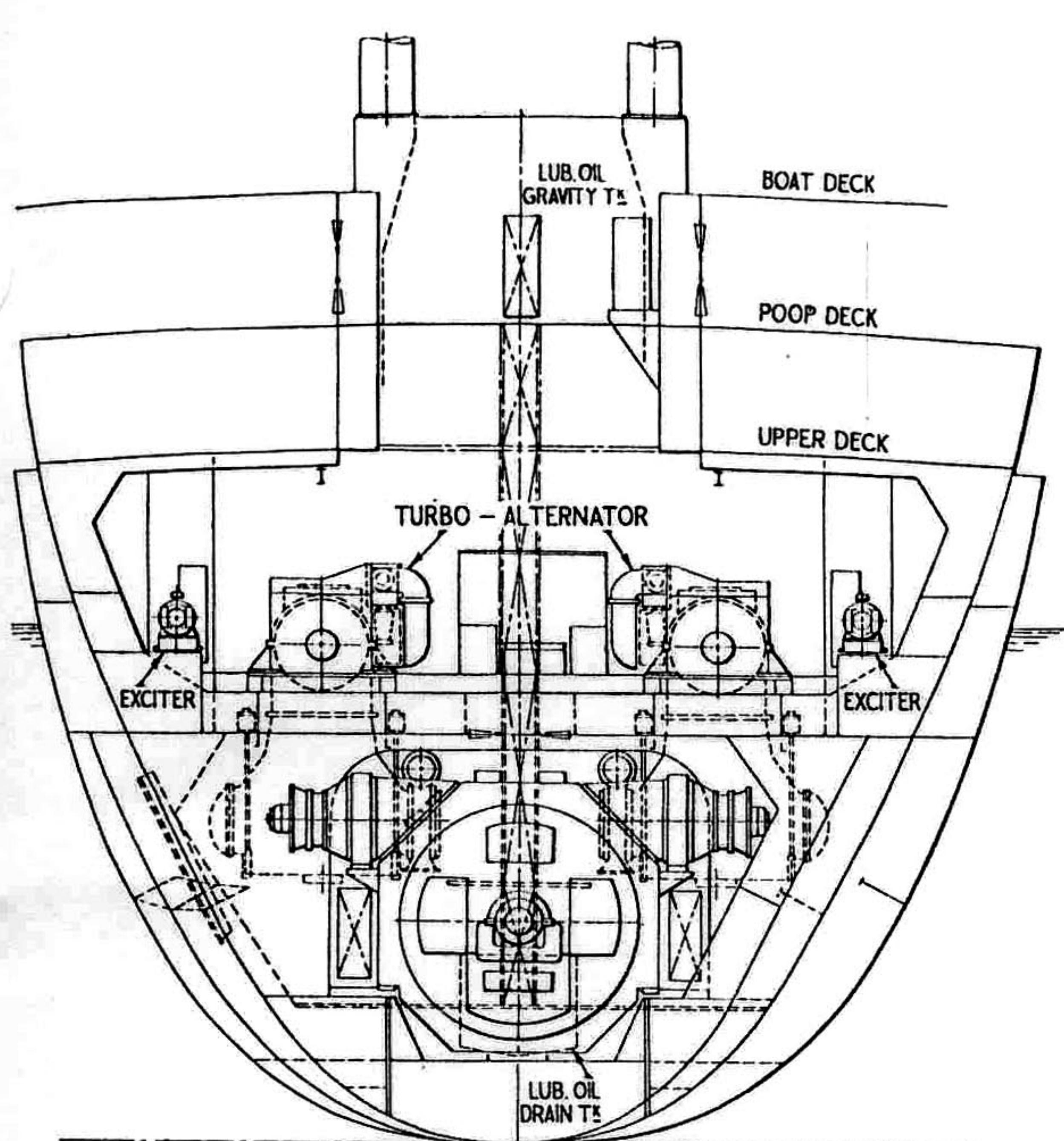
CARGO LINE IN TANKS.



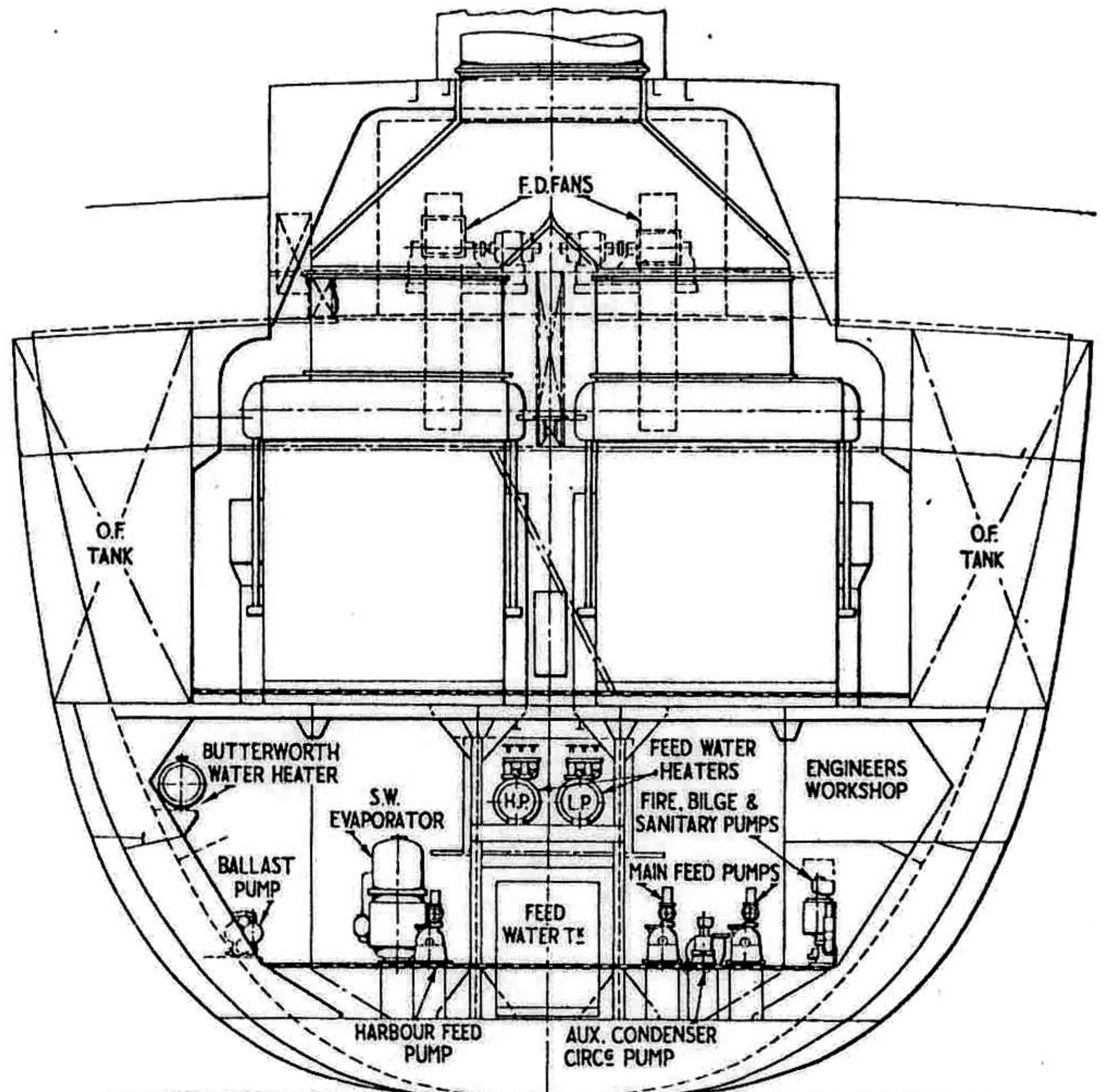




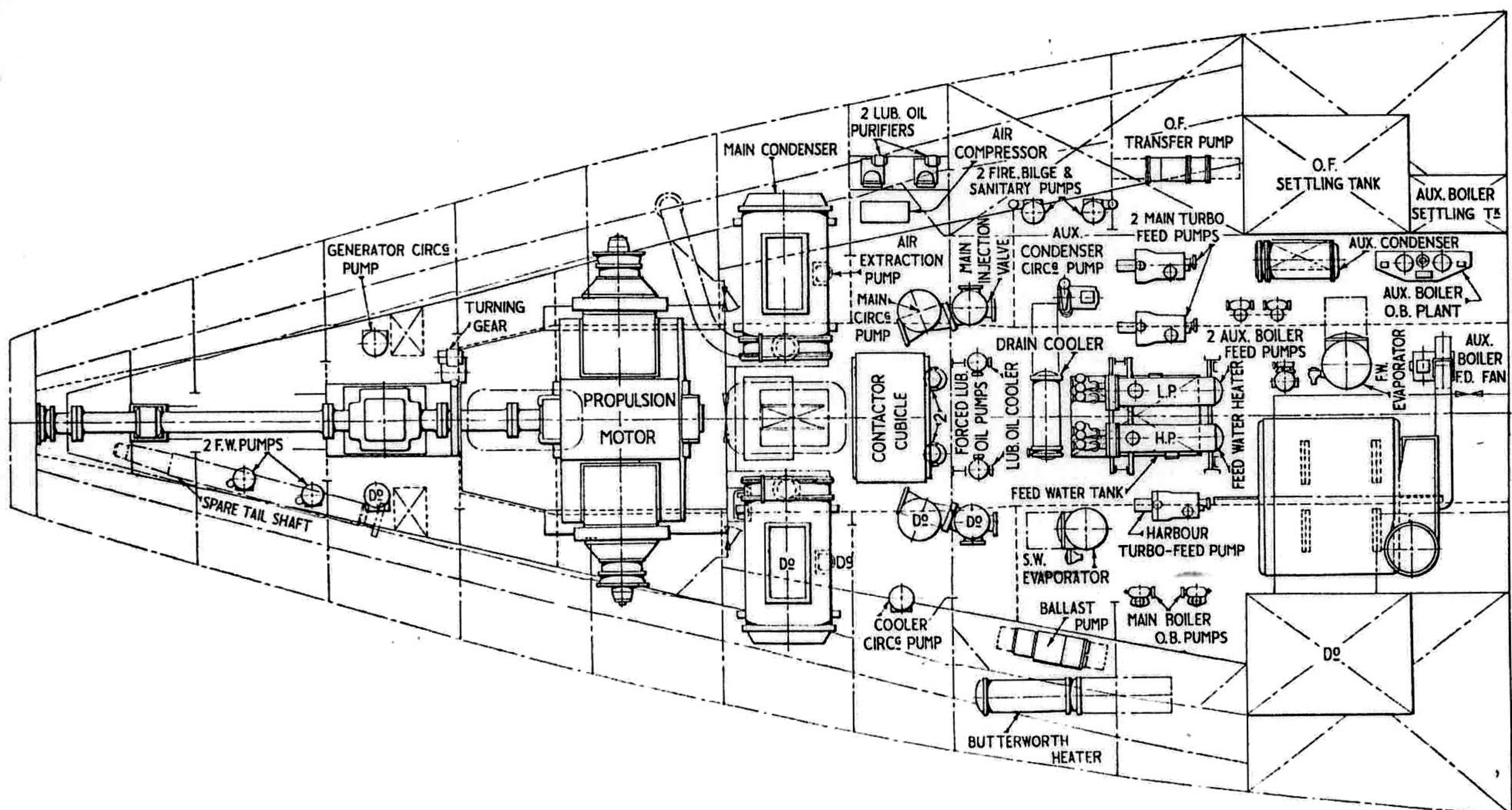
HELICINA of 1946 18100 dwt



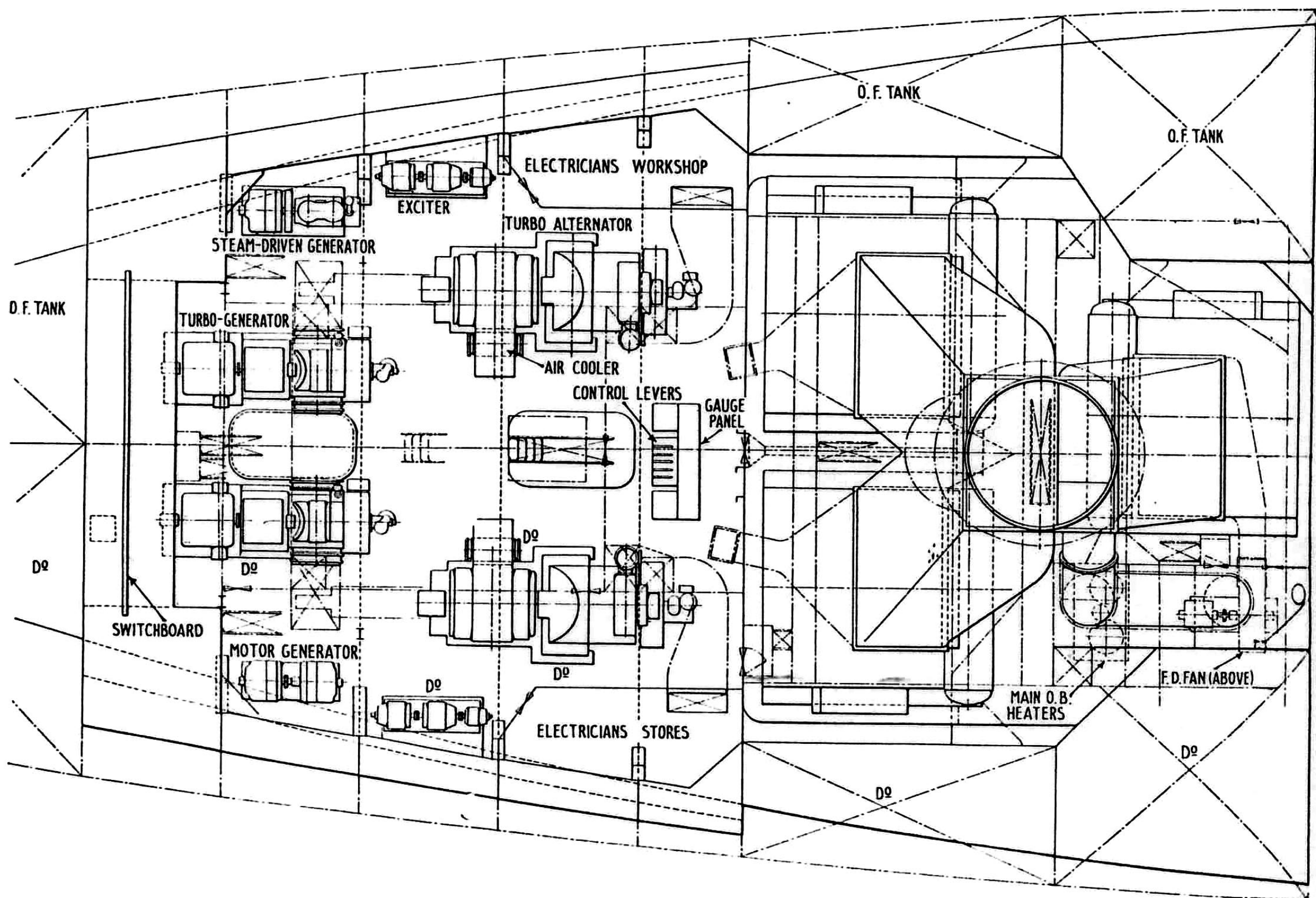
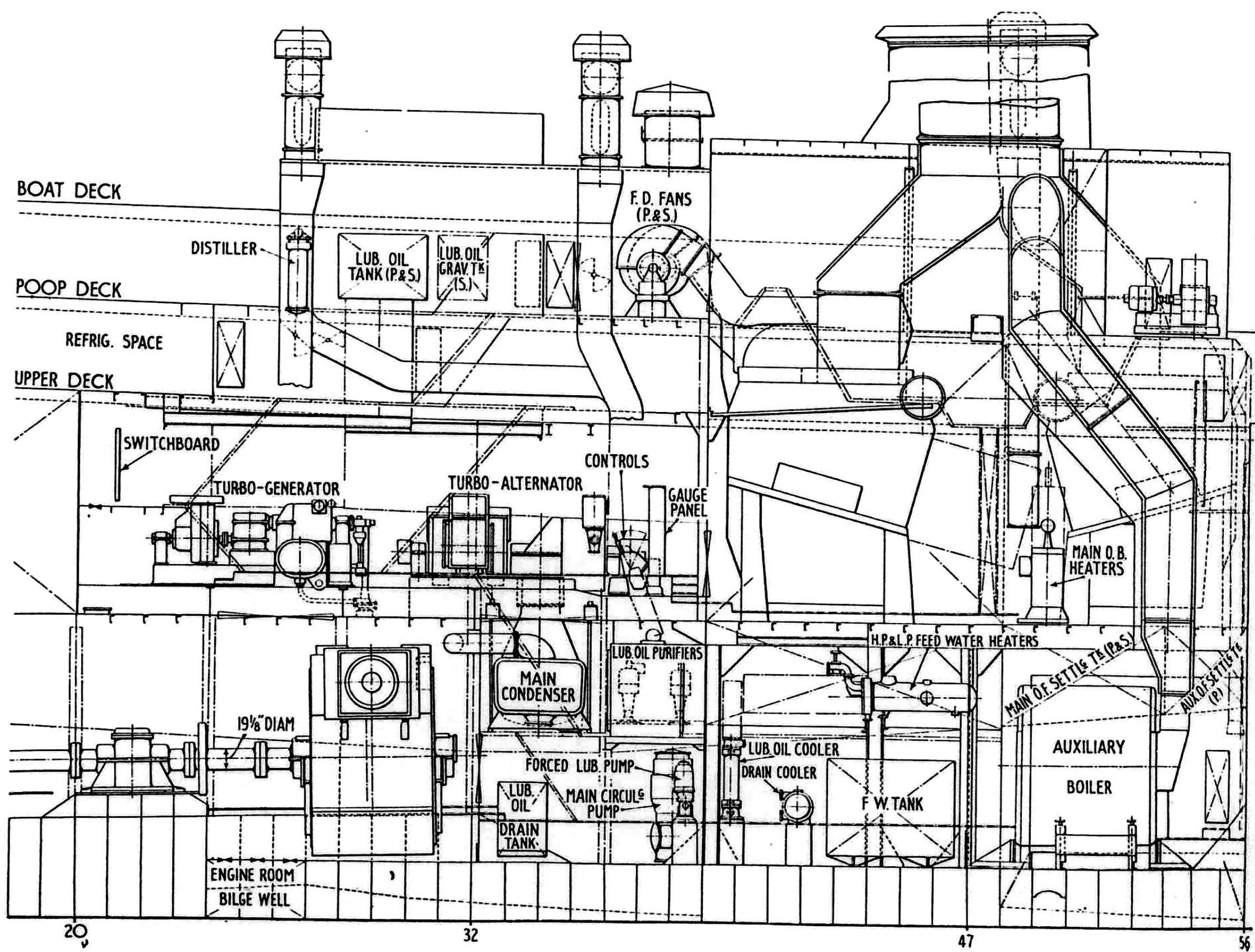
SECTION AT FRAME 32 LOOKING FORW



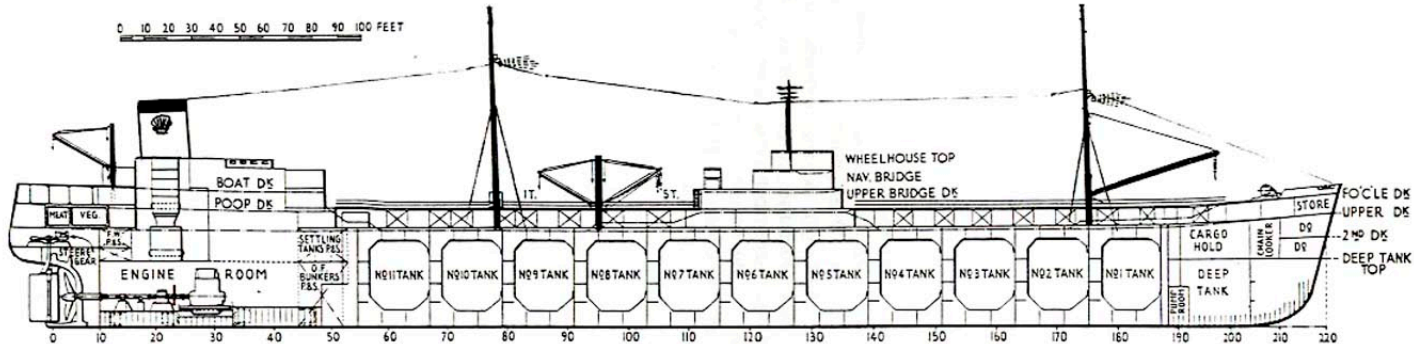
SECTION AT FRAME 47 LOOKING AFT.



Engine room sections at frames 32 and 47 and plan of the main propulsion motor and auxiliaries



Elevation and plan of the main propelling machinery of the turbo-electric tanker "Helicina"



HELIX of 1953 17835 dwt

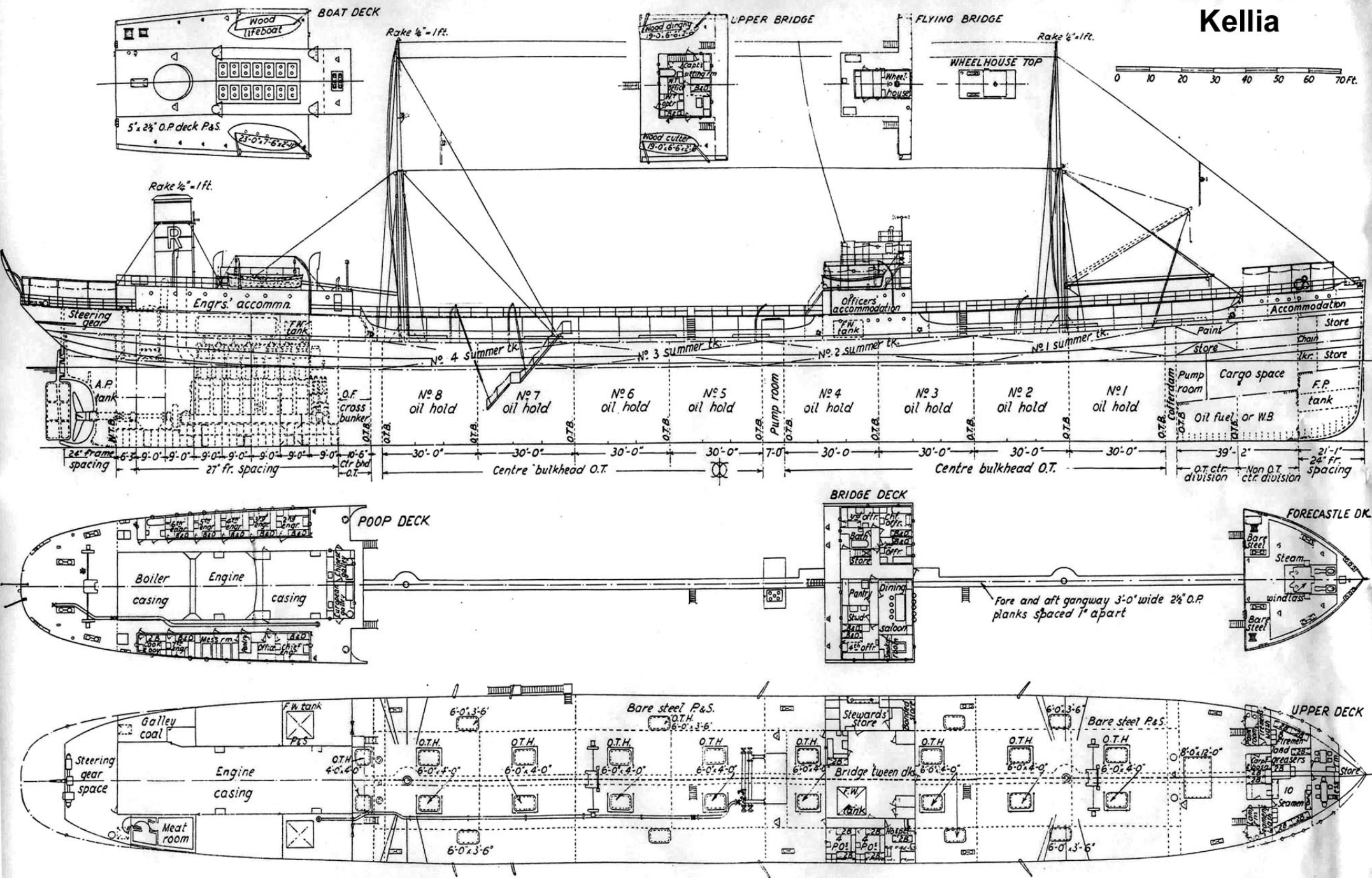
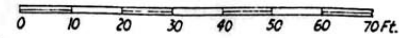
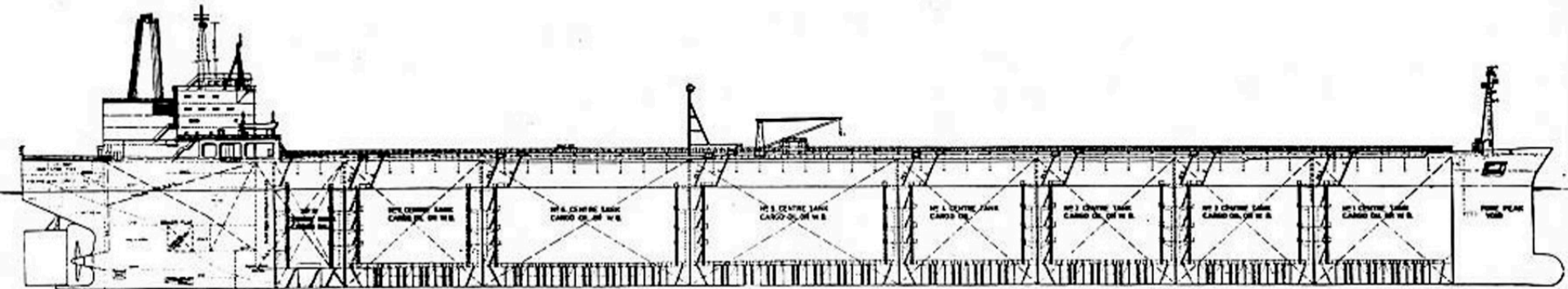
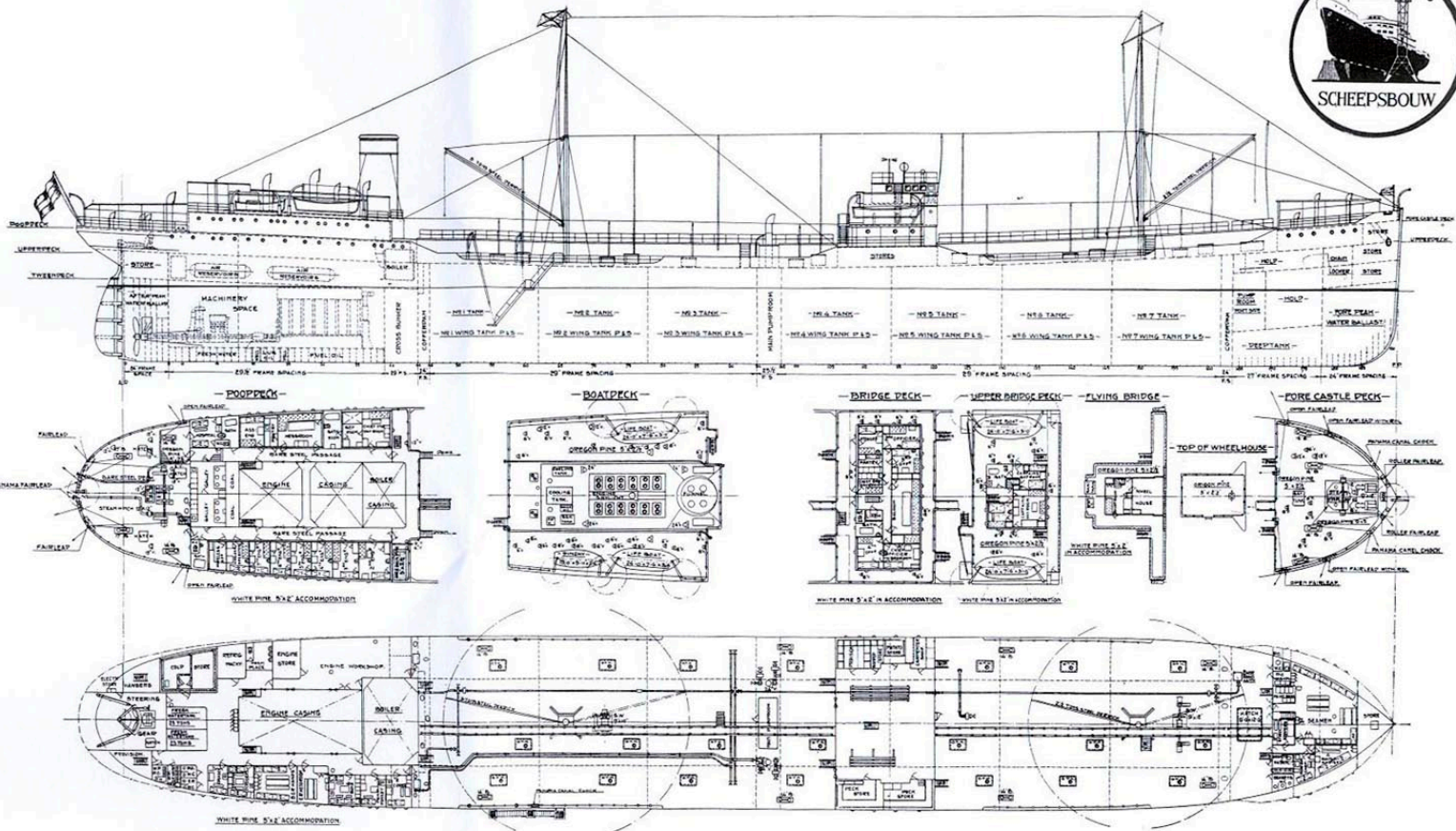


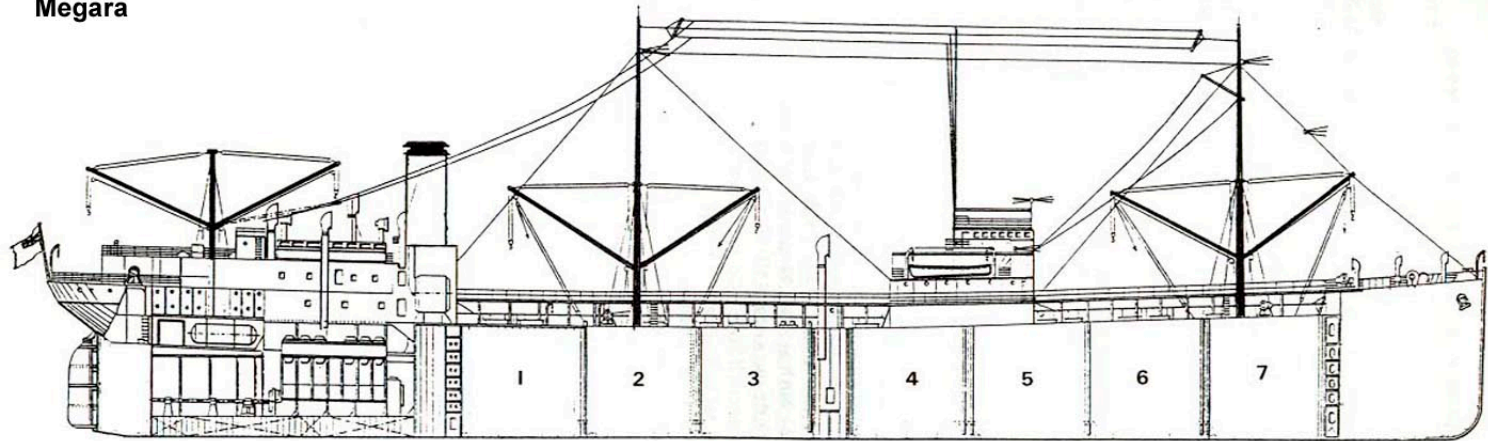
Fig. 2.—General Arrangement of the Oil-carrying Motorships "Oilpioneer" and "Oillrellance."

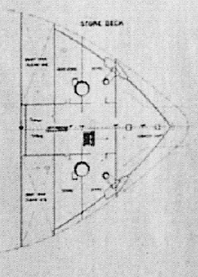
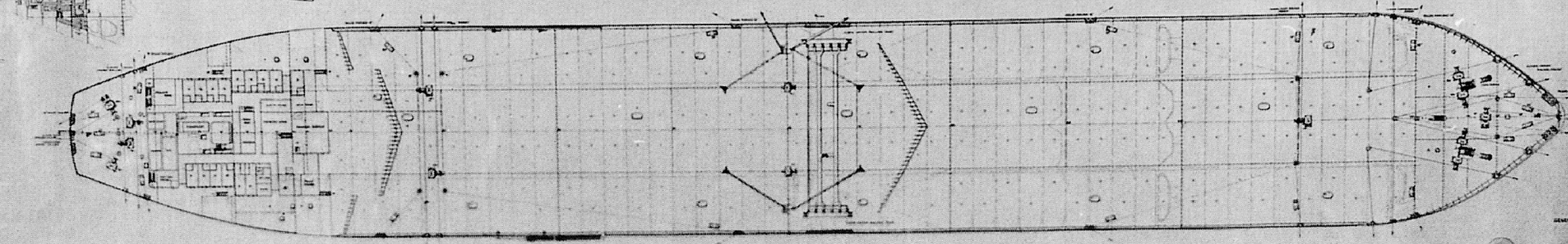
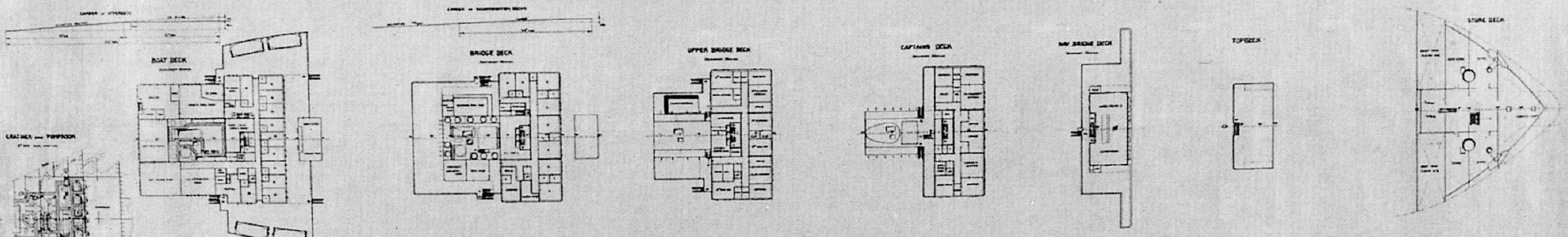
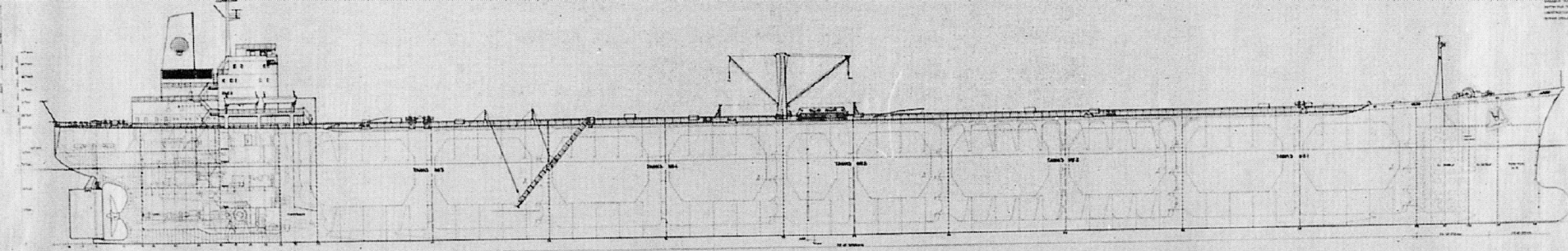
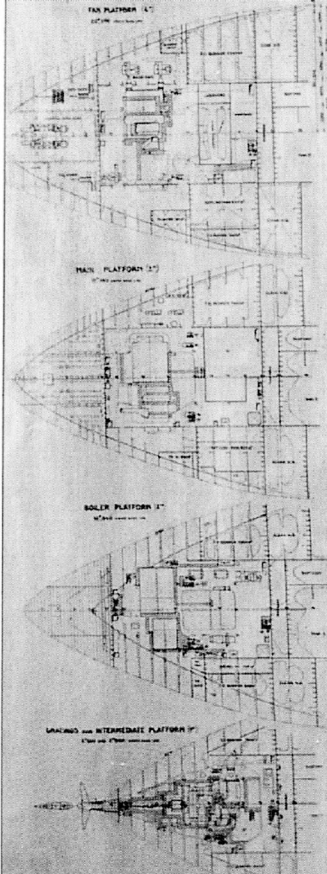
T/T "LAGENA"

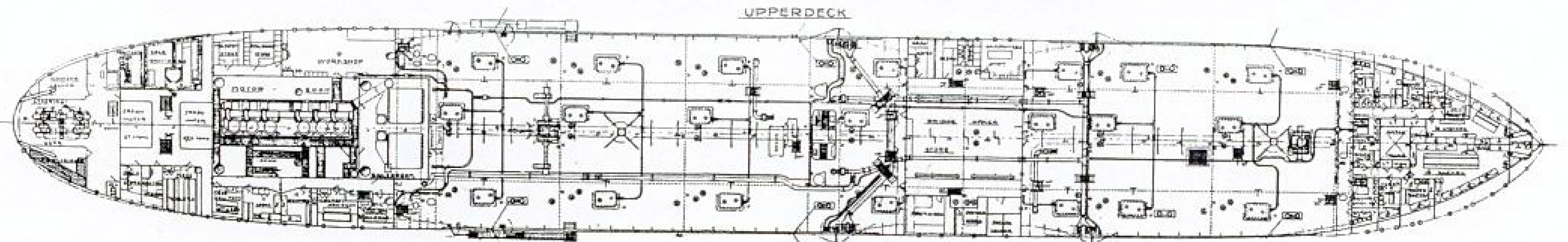
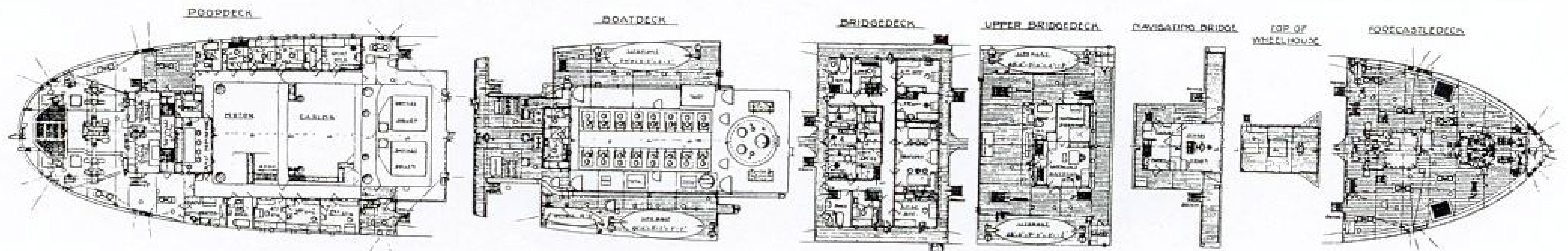
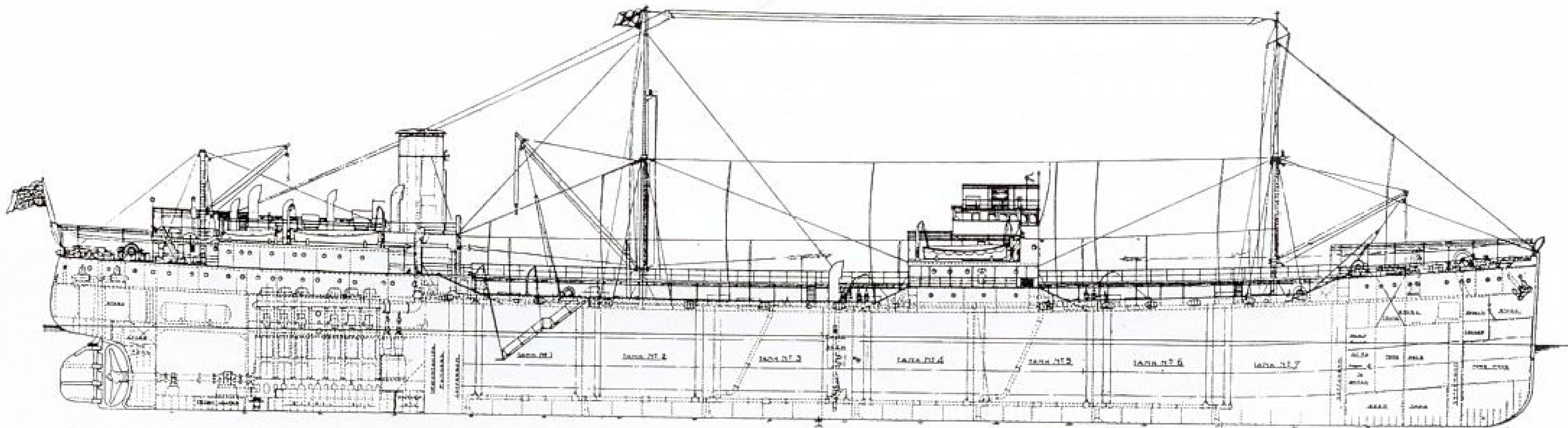


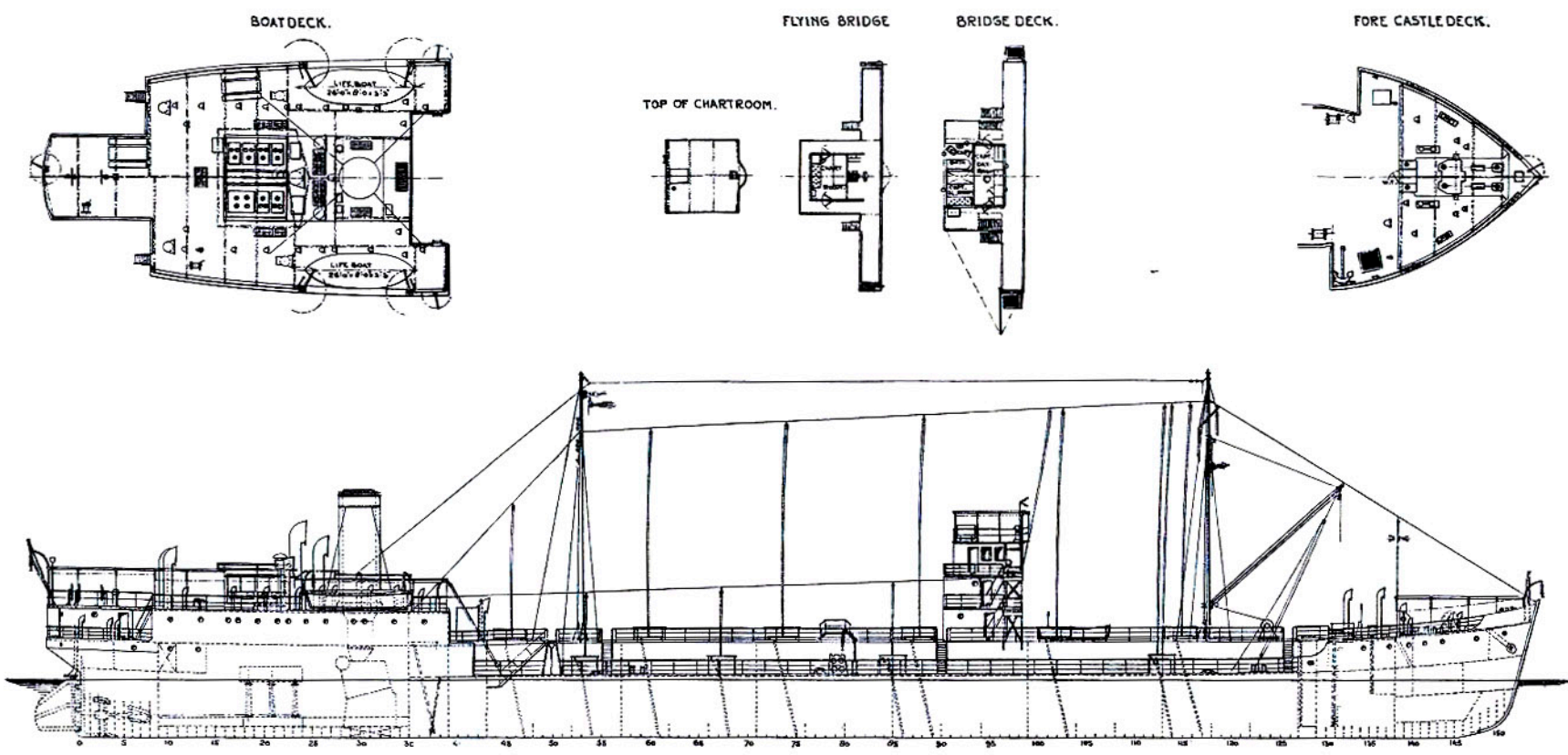


Megara

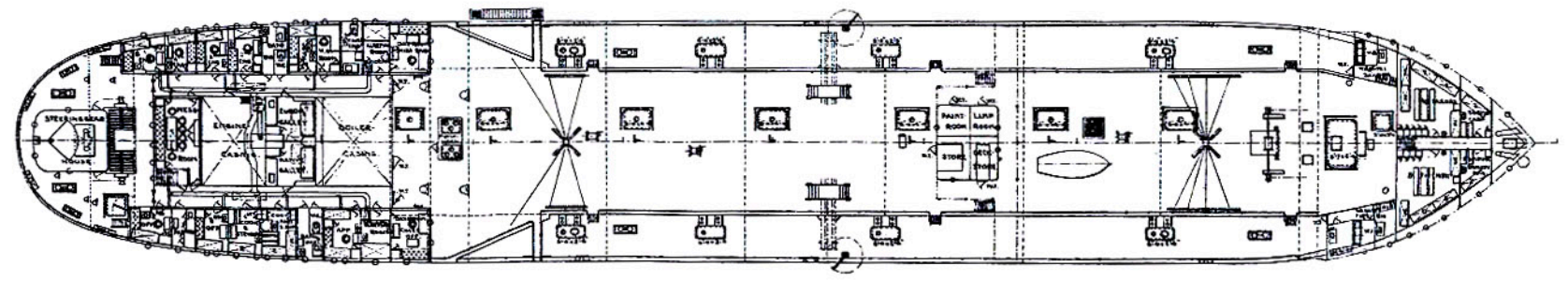




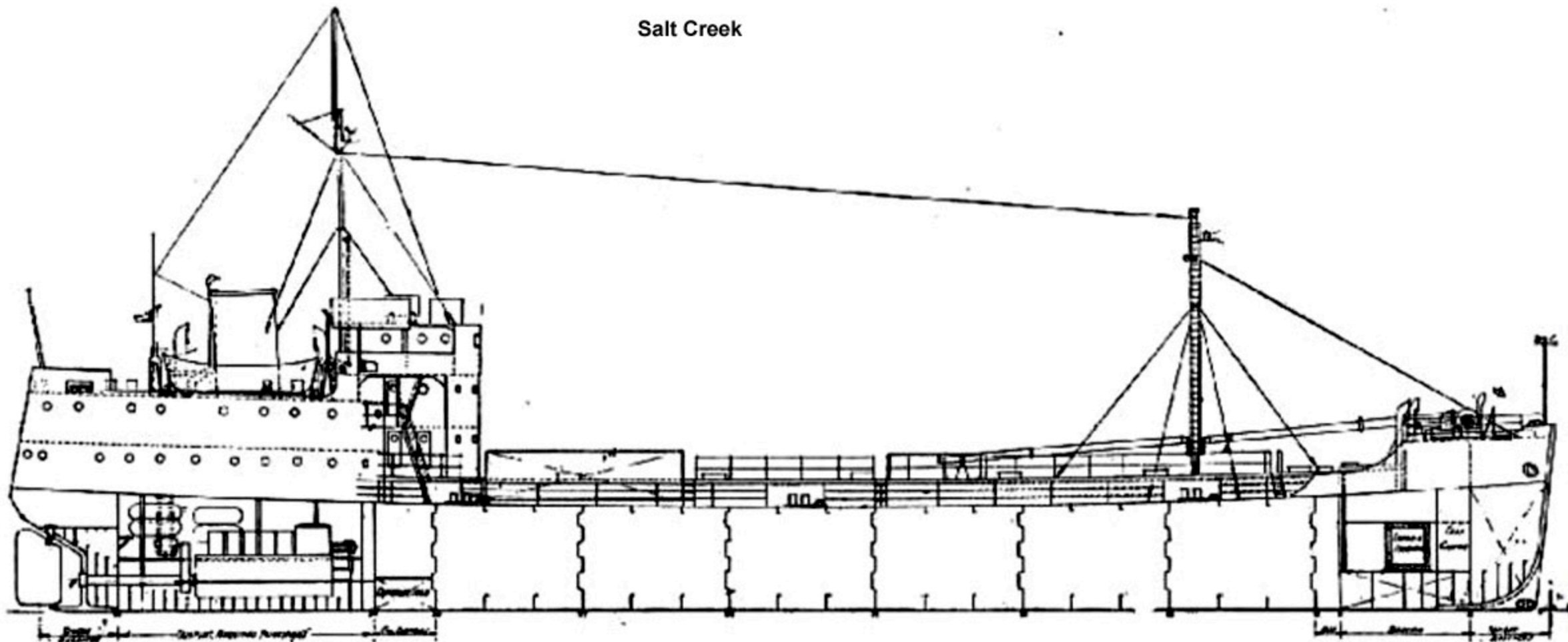




Rosa, Rita, Renata, Rosaura, Rufina

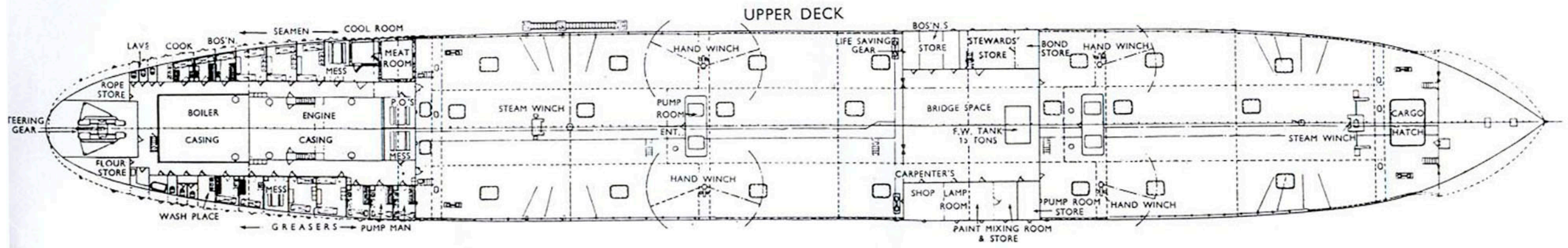
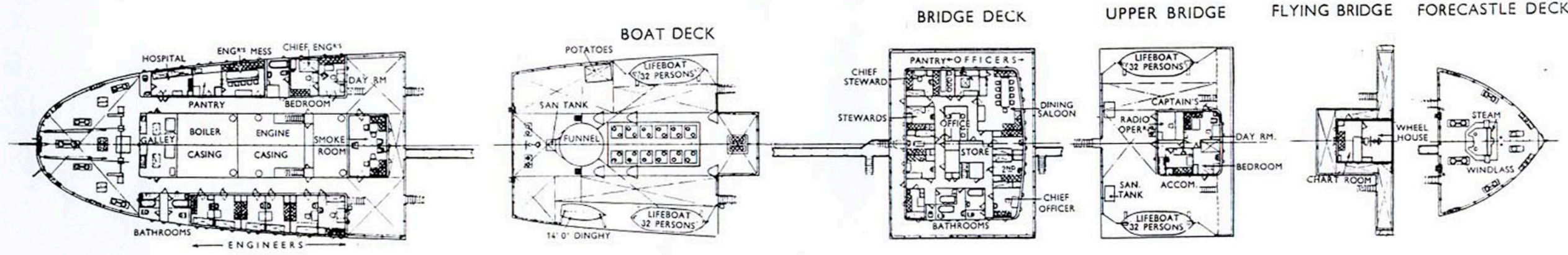
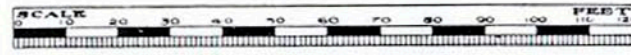
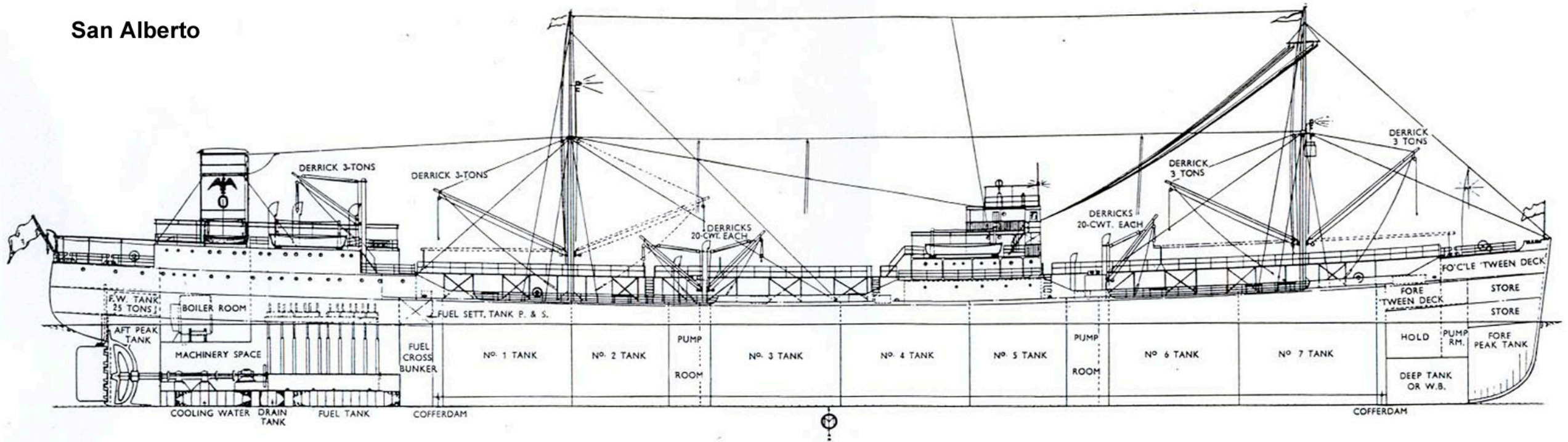


Salt Creek



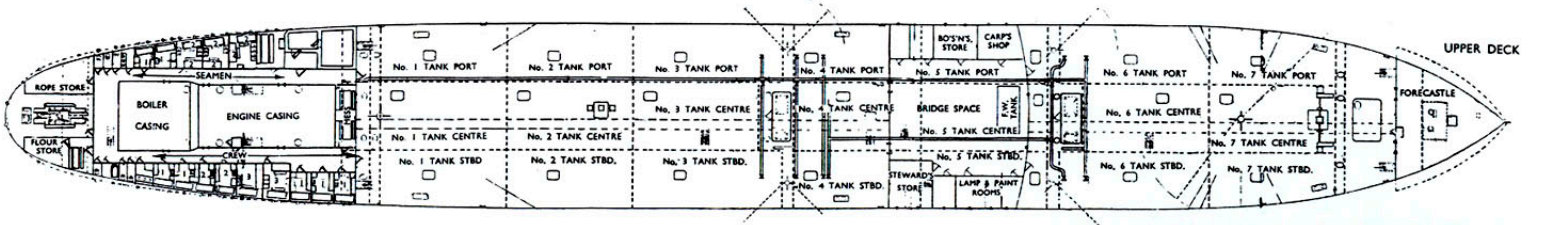
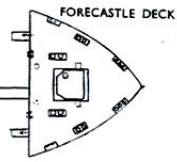
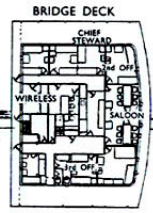
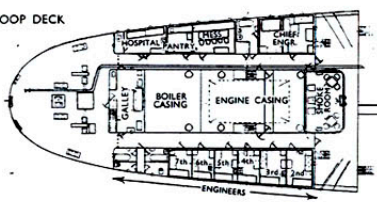
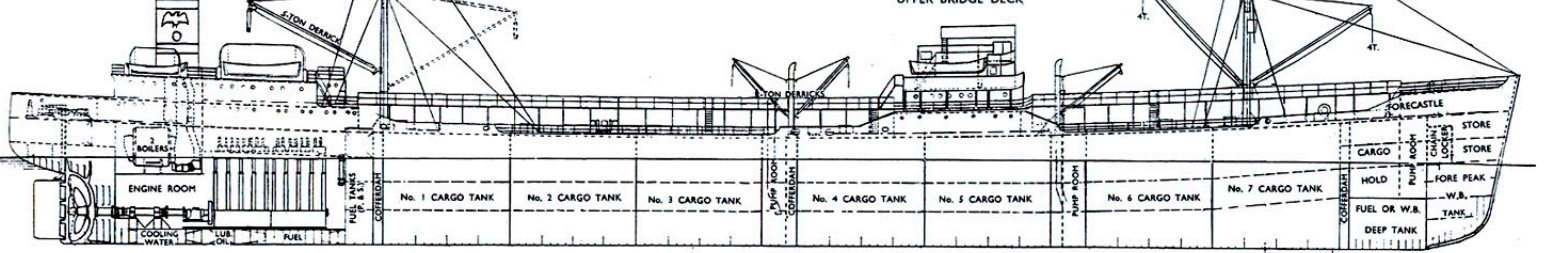
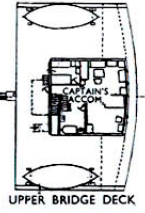
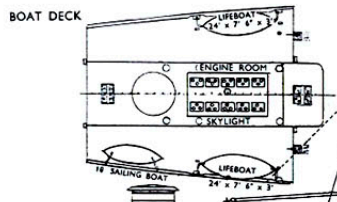
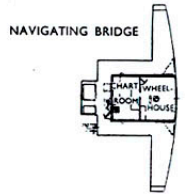
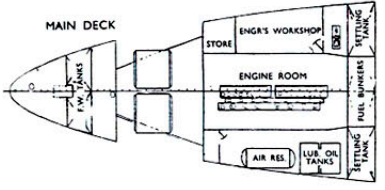
SECCION ELEVACION LONGITUDINAL

San Alberto

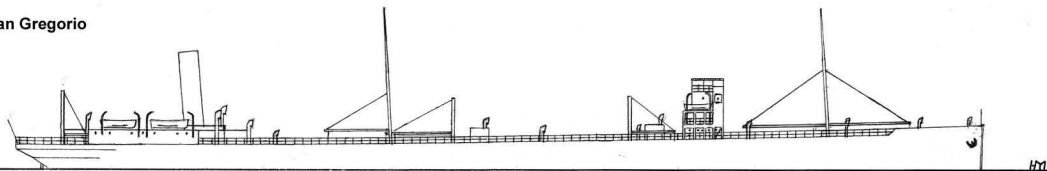


GENERAL ARRANGEMENT PLANS OF THE EAGLE OIL TANKER "SAN AMADO"

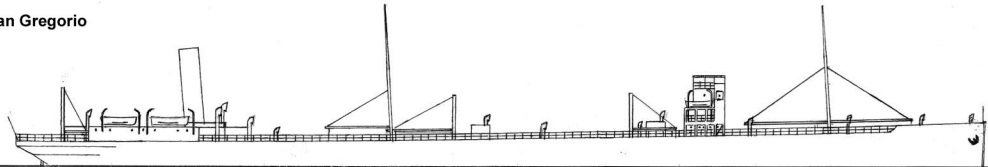
Owners .. The Eagle Oil and Shipping Co., Ltd.
 Shipbuilders The Blythwood Shipbuilding Co., Ltd.
 Engine builders .. John G. Kincaid and Co., Ltd.
 Deadweight capacity .. 12,100 tons.



San Gregorio

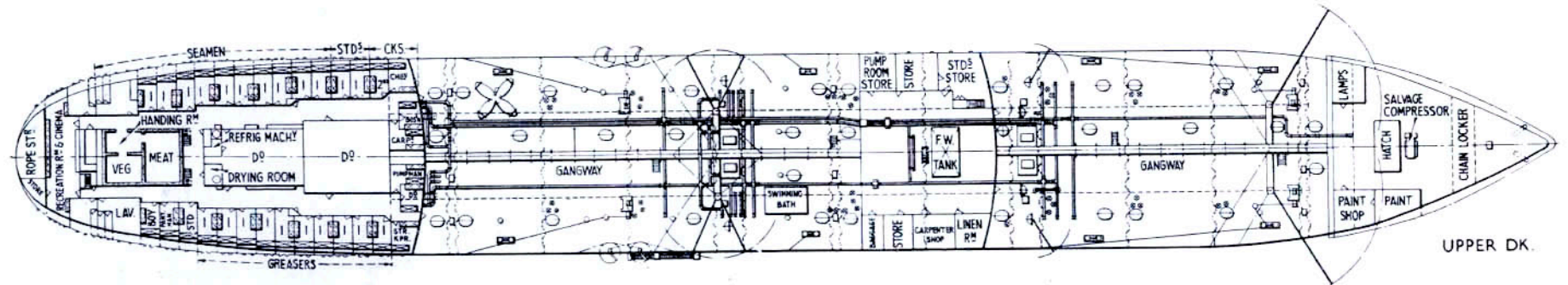
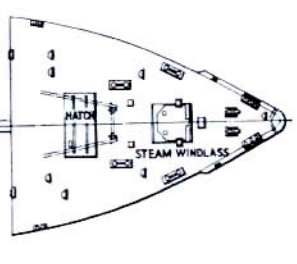
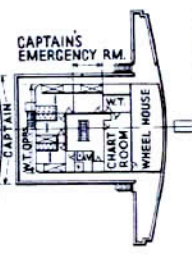
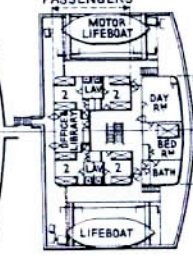
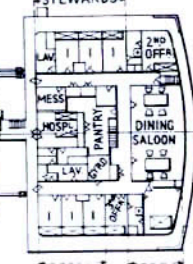
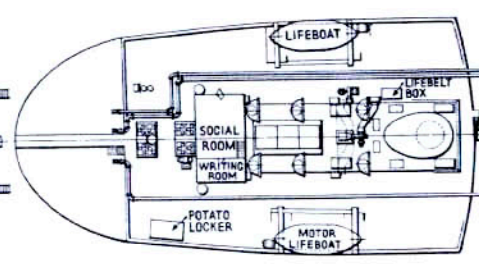
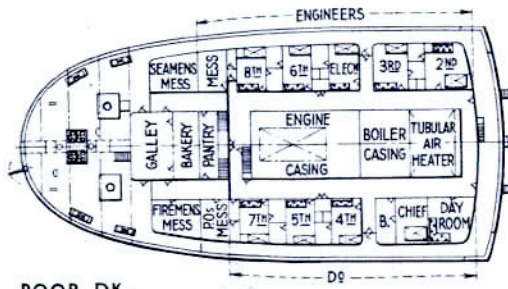
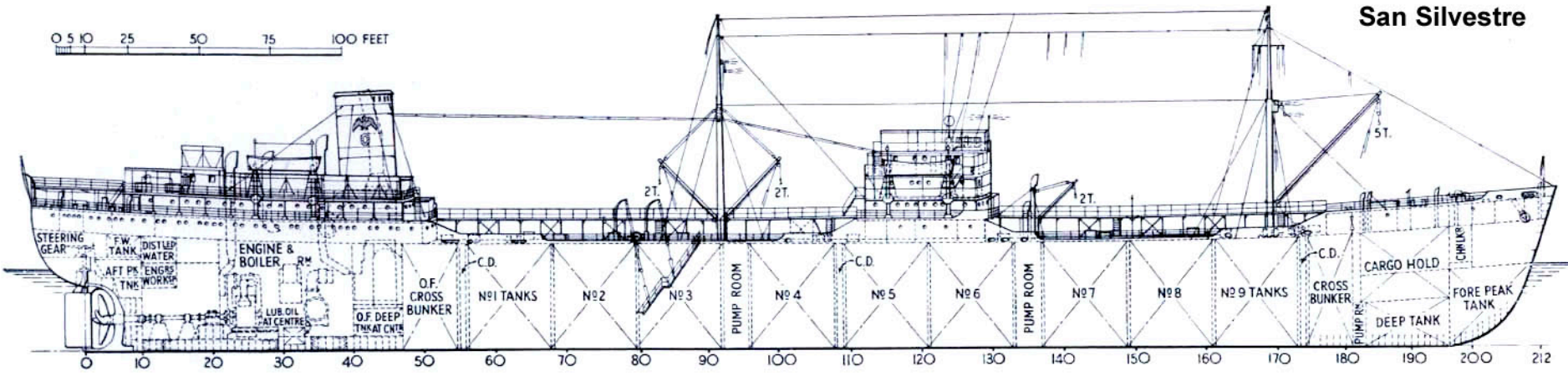


San Gregorio

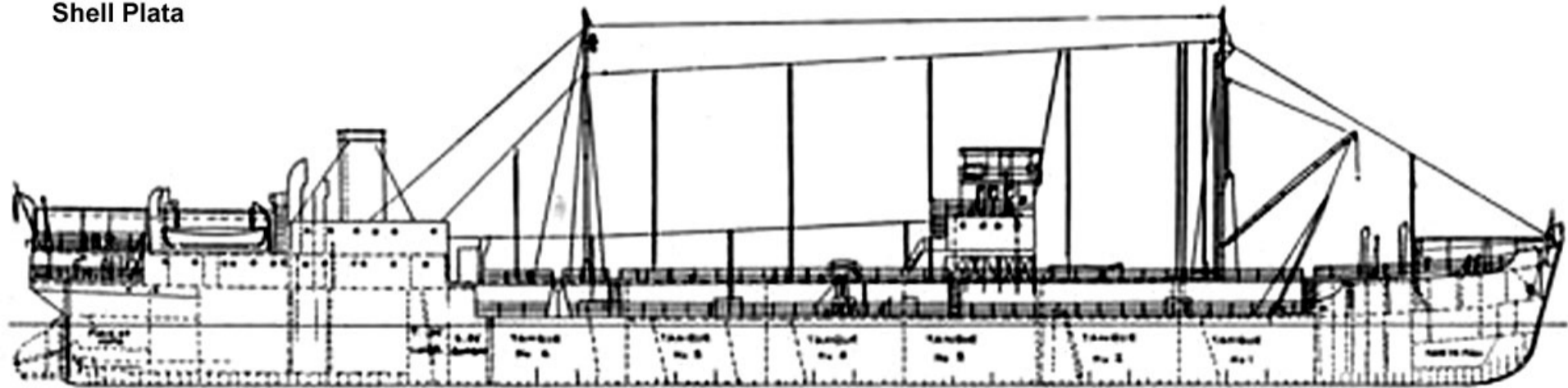


San Silvestre

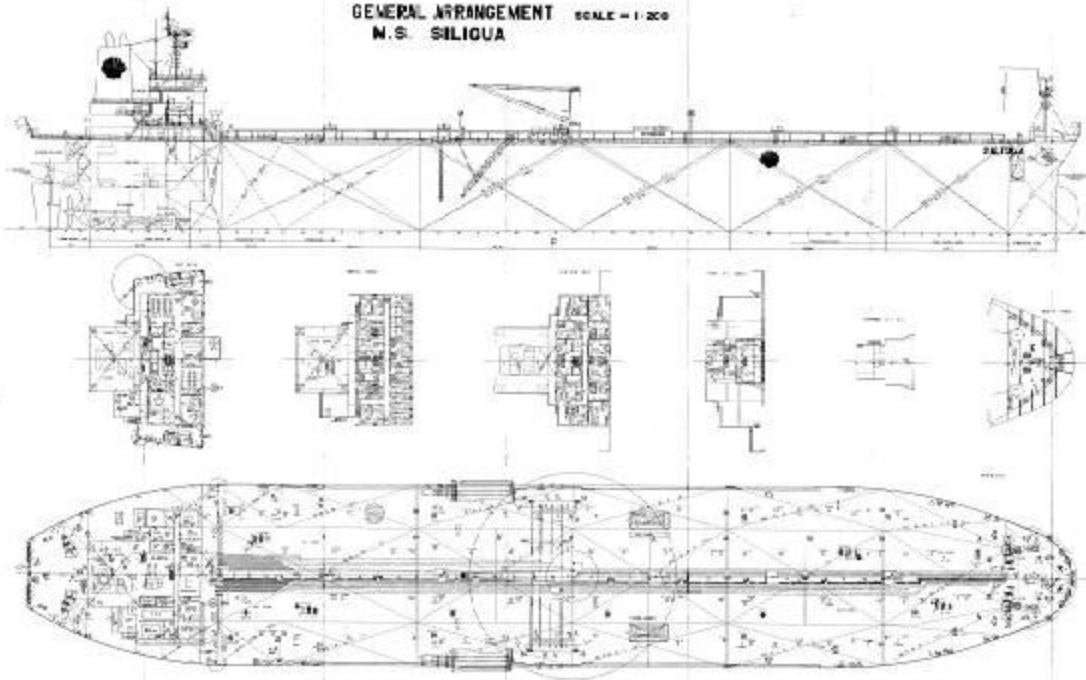
0 5 10 25 50 75 100 FEET

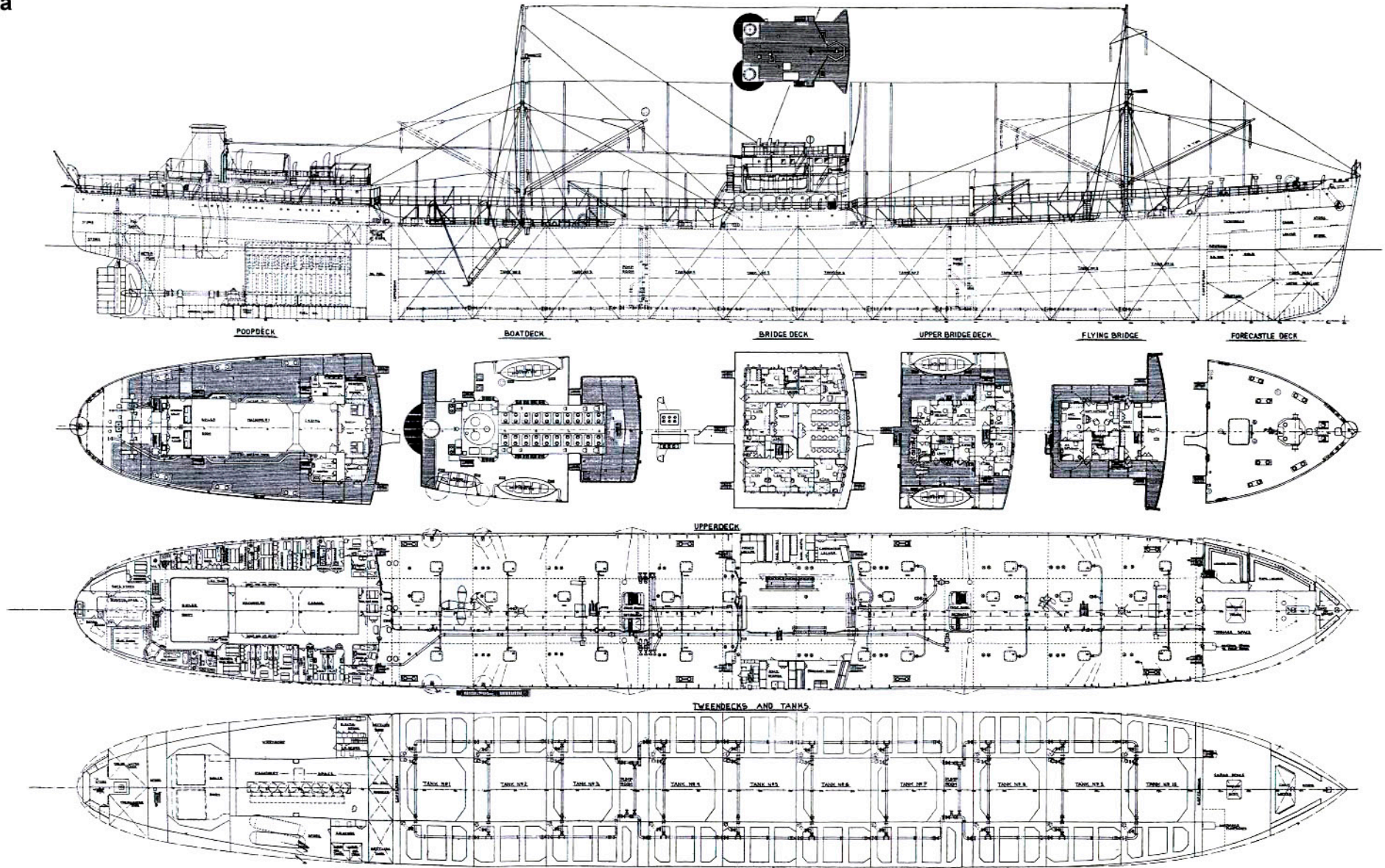


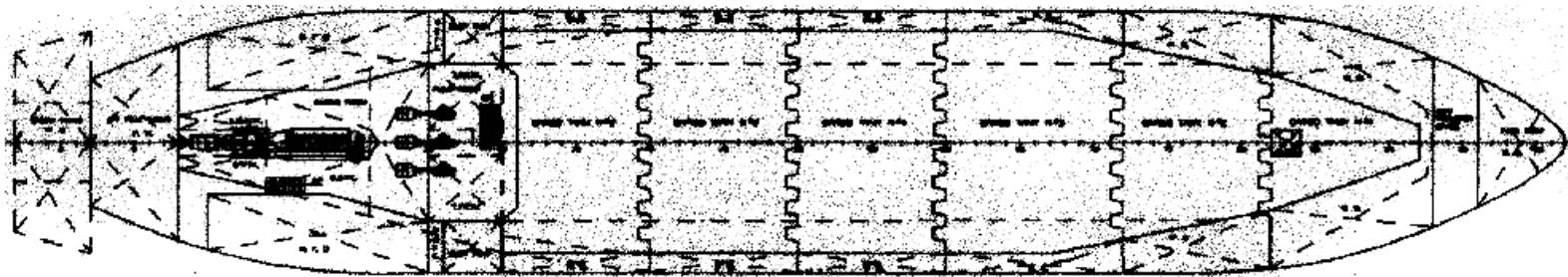
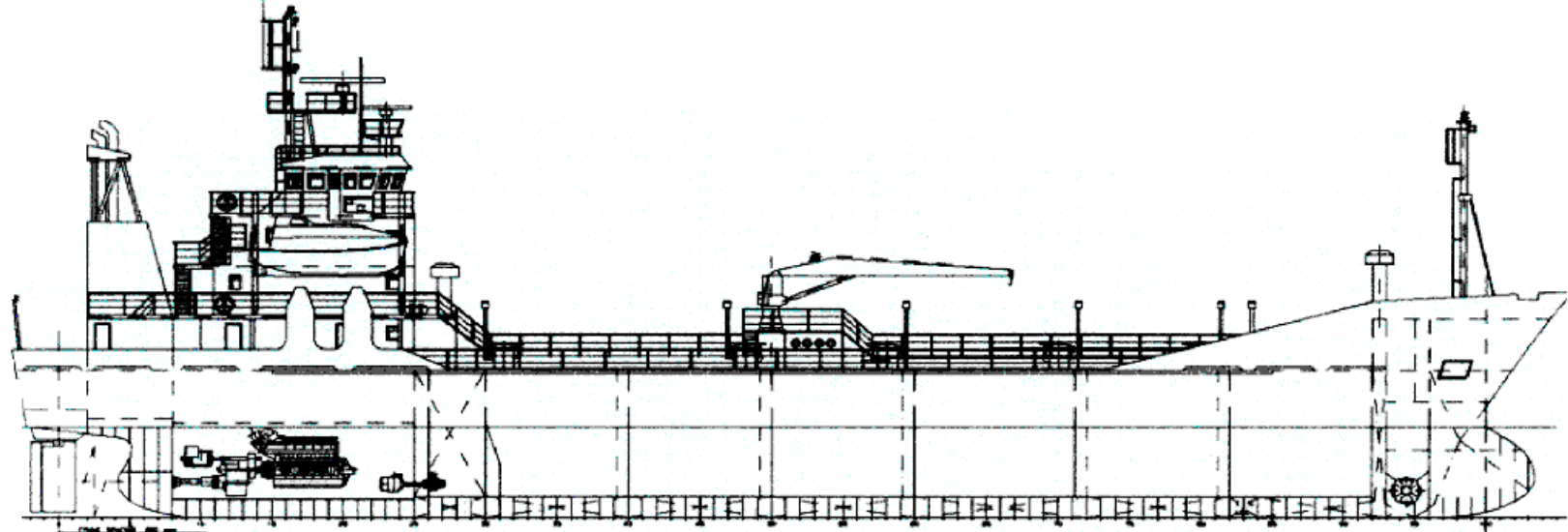
Shell Plata



GENERAL ARRANGEMENT SCALE = 1/200
U.S. SIBOGA

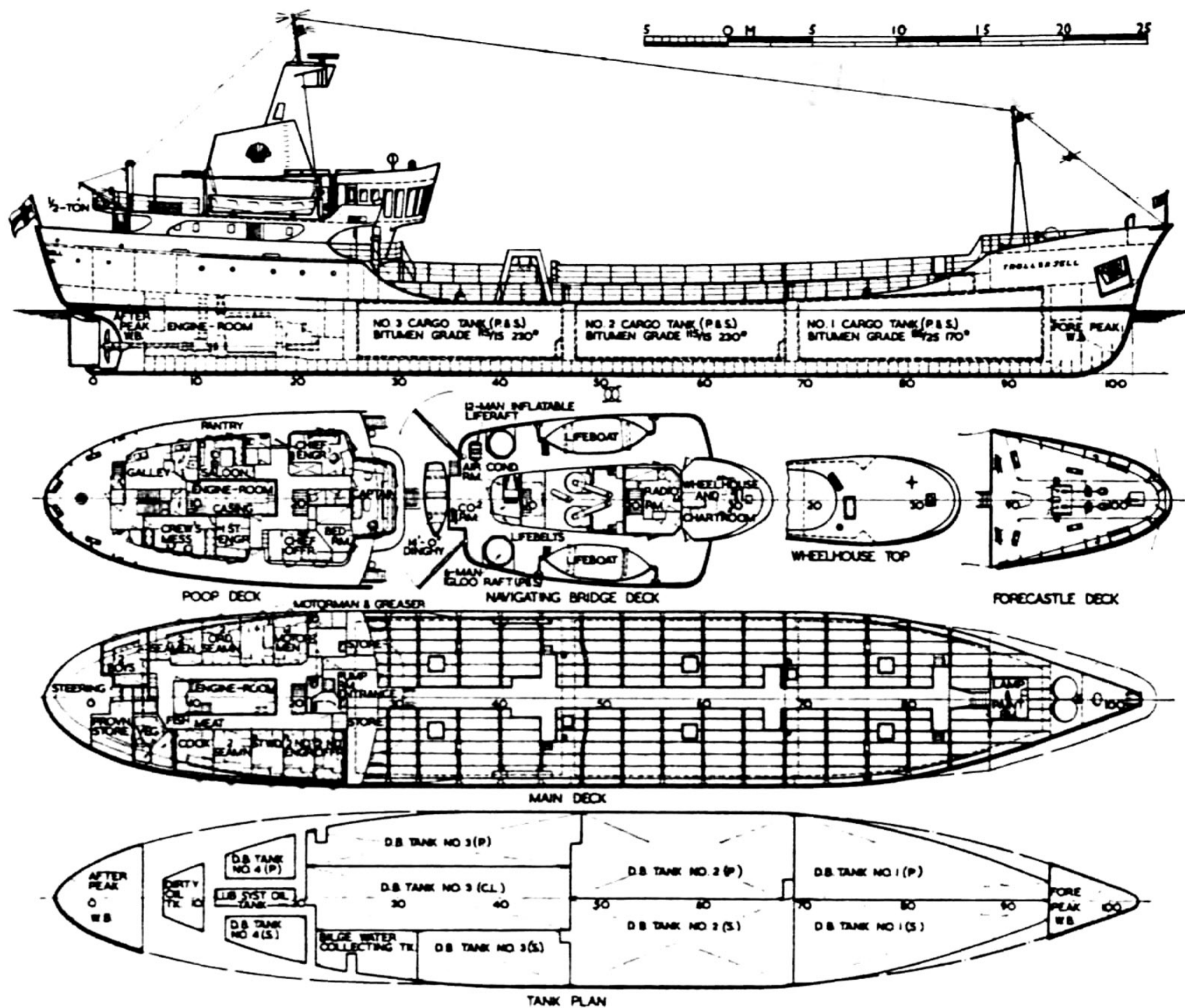




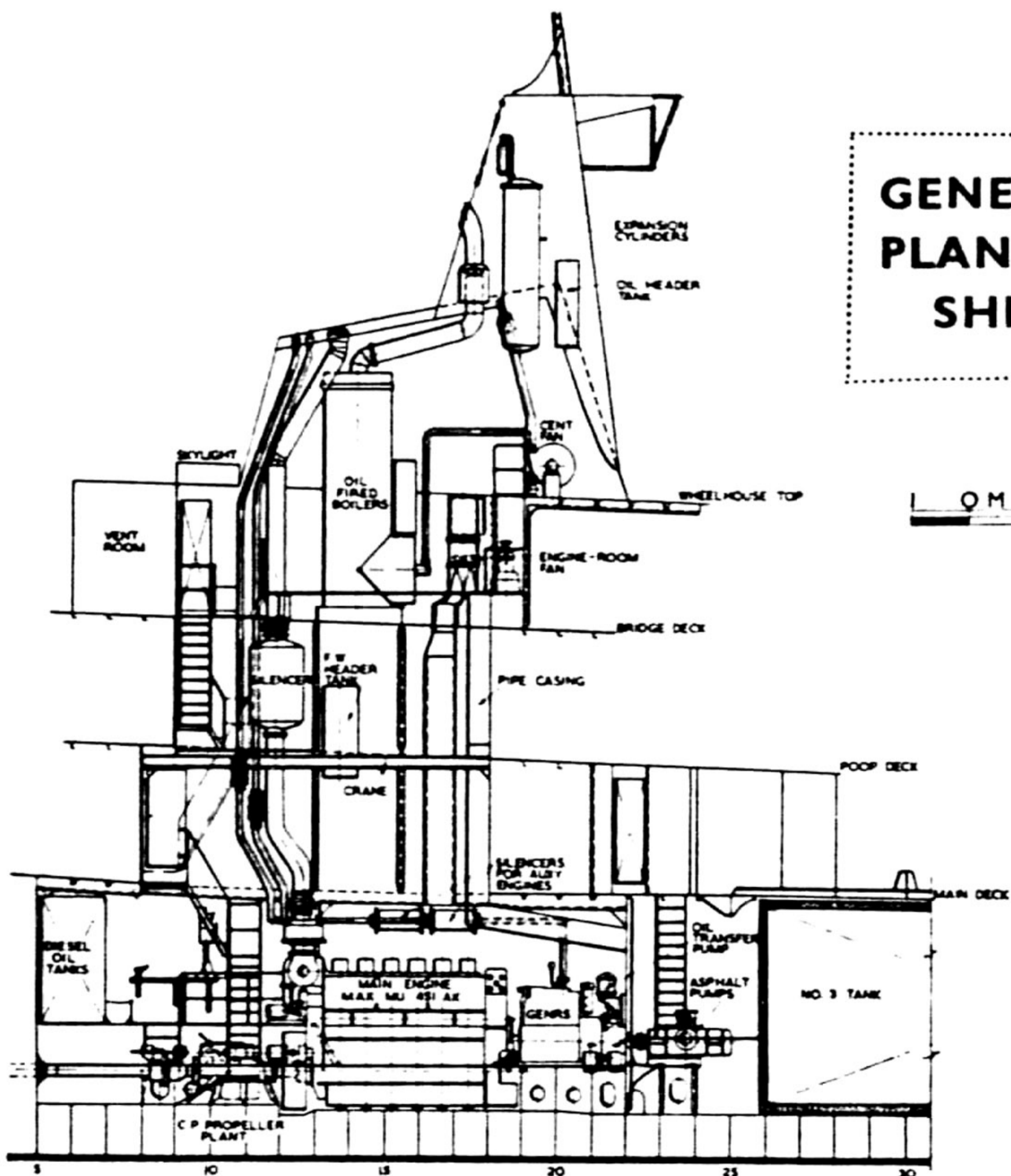




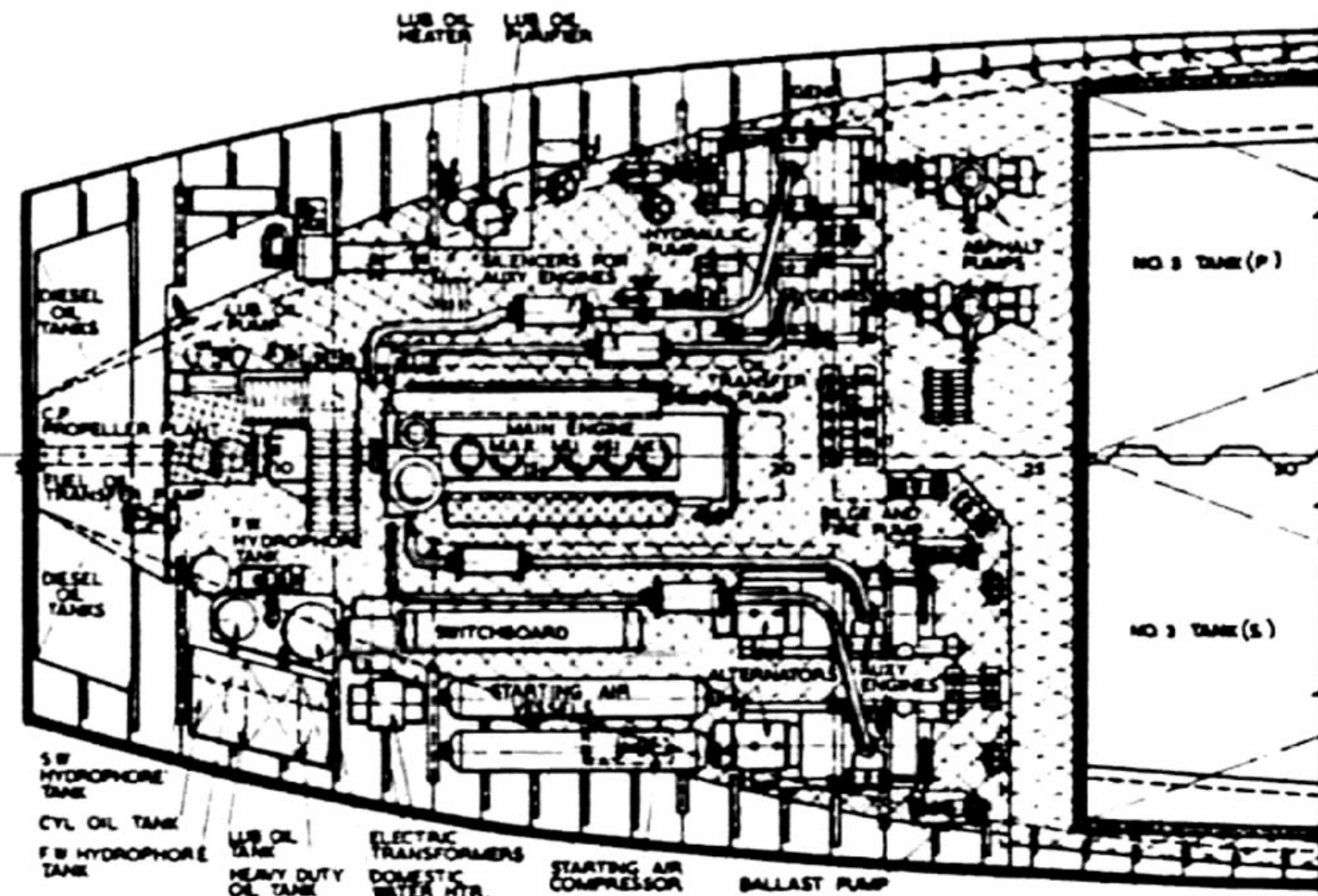
The three-bladed c.p. propeller and the associated control gear is of Hjelset make. Control is from the navigating bridge.

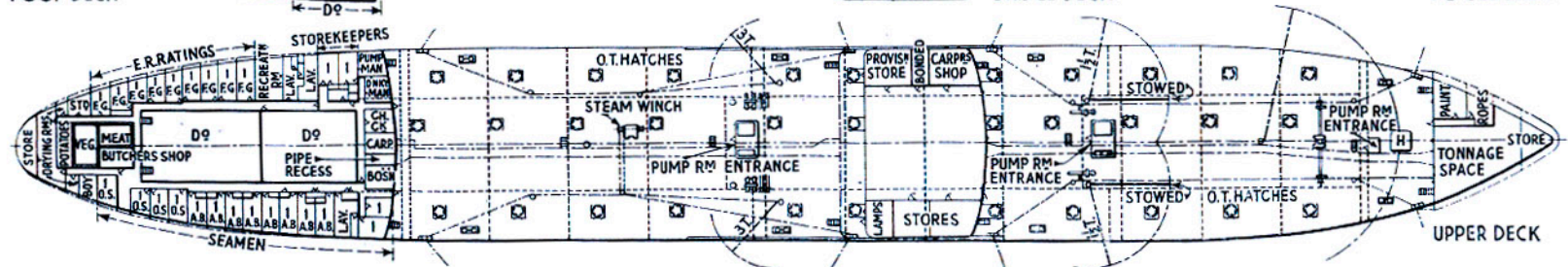
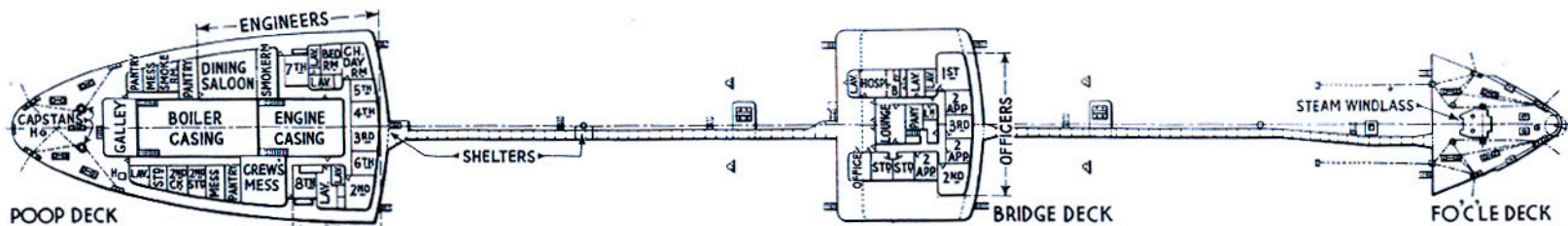
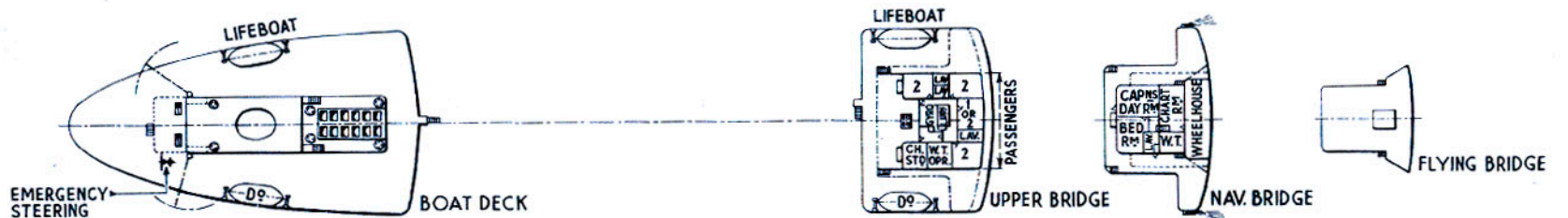
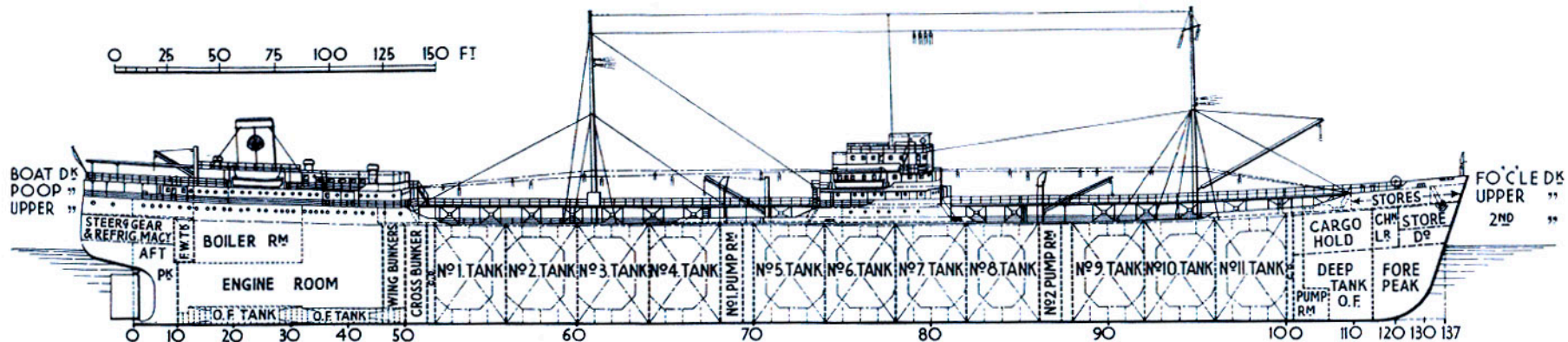


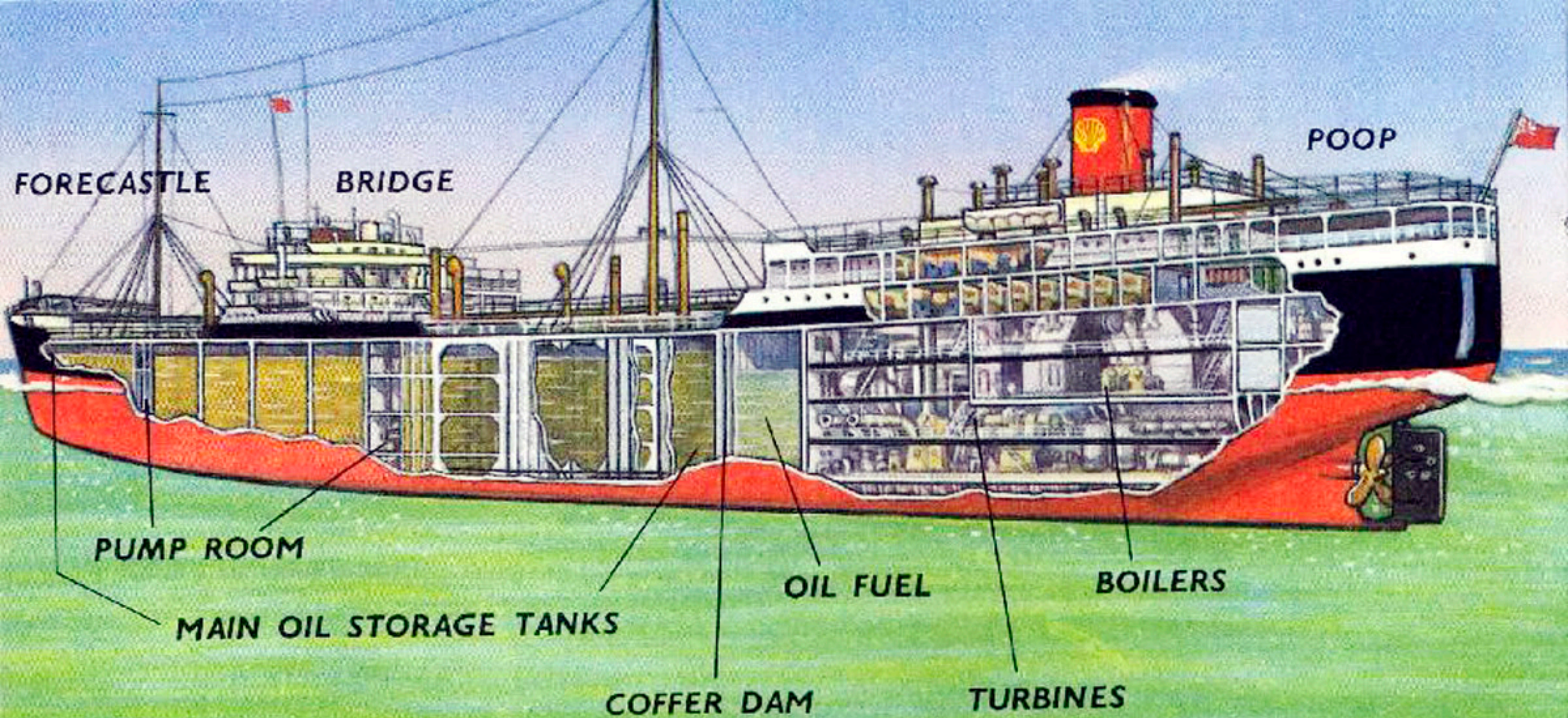
GENERAL ARRANGEMENT AND ENGINE-ROOM PLANS OF THE M.A.K.-ENGINED A/S NORSE SHELL BITUMEN TANKER "TROLLSKJELL"



1 0 M 1 2 3 4 5 6 7 8 9 10







FORECASTLE

BRIDGE

POOP

PUMP ROOM

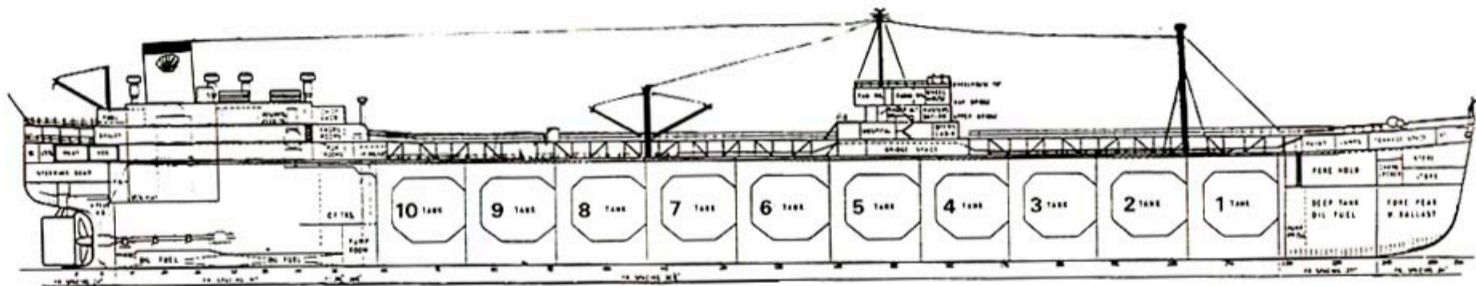
MAIN OIL STORAGE TANKS

COFFER DAM

OIL FUEL

TURBINES


BOILERS



VEXILLA of 1955

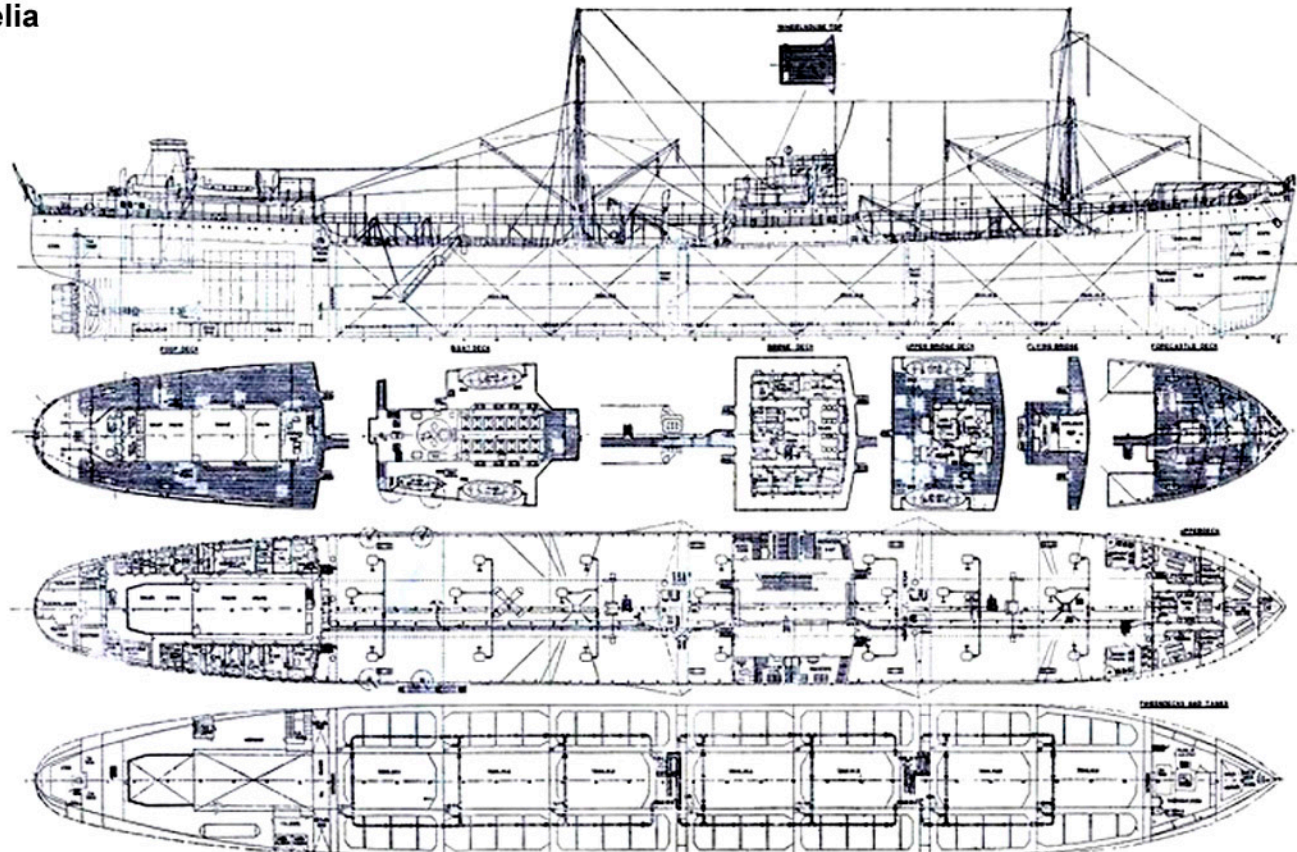
31465 dwt

Double decker bus
drawn to same scale



- 6. Cargo Tank
- 7. Cargo Pump
- 8. Pipe Tunnel
- 9. Starboard Anchor
- 10. Bulbous Bow
- 11. Anchor Windlass
- 12. Mooring Winch
- 13. Wheelhouse
- 14. Satcom Dome
- 15. Mainmast
- 16. Radar Scanner
- 17. Funnel
- 18. Poop Deck
- 19. Hose/Stores Crane

Carelia



Velutina

